

A
DISSERTATION
On
DEVELOPMENT OF NEWER BIOADHESIVE DELIVERY SYSTEM
OF AN ANTI-FUNGAL DRUG FOR TOPICAL DELIVERY

Submitted for
Partial fulfillment of the requirement for the award of degree of
Master of Pharmacy
(Pharmaceutics)



Session 2021-2022

SUPERVISOR

Dr. Sunil K. Jain

(M.Pharm, Ph.D.)

Asstt. Prof. (Pharmaceutics)

SUBMITTED BY

Balram Kaushik

M.Pharm -IVth Sem.

Enroll No.- GGV/16/6076

Roll No.- 20704001

DEPARTMENT OF PHARMACY, GURU GHASIDAS
VISHWAVIDYALAYA, KONI, BILASPUR (C.G.)

A
DISSERTATION
On
**DEVELOPMENT OF NEWER BIOADHESIVE DELIVERY SYSTEM
OF AN ANTI-FUNGAL DRUG FOR TOPICAL DELIVERY**

Submitted for
Partial fulfillment of the requirement for the award of degree of
Master of Pharmacy
(Pharmaceutics)



Session 2021-2022

SUPERVISOR

Dr. Sunil K. Jain

(M.Pharm, Ph.D.)

Asstt. Prof. (Pharmaceutics)

SUBMITTED BY

Balram Kaushik

M.Pharm -IVth Sem.

Enroll No.- GGV/16/6076

Roll No.- 20704001

**DEPARTMENT OF PHARMACY, GURU GHASIDAS
VISHWAVIDYALAYA, KONI, BILASPUR (C.G)**



DEPARTMENT OF PHARMACY

(Approved by All India Council for Technical Education & Pharmacy Council of India)

Tel. No.: 07752- 260027(0)

Fax No.: 07752-260148

Guru Ghasidas Vishwavidyalaya Koni, Bilaspur - 495 009 (C.G.) INDIA

(A Central University established by the Central Universities ordinance No. 3 of 2009)

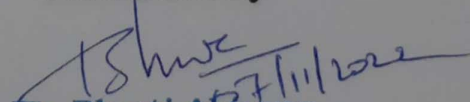
FORWARDING CERTIFICATE

This is to certify that **Mr. Balram Kaushik, S/O Mr. Saroj Kumar** student of M.Pharm-IVth Sem. Department of Pharmacy, Guru Ghasidas Vishwavidyalaya Koni, Bilaspur (C.G), has submitted his dissertation on the topic **“DEVELOPMENT OF NEWER BIOADHESIVE DELIVERY SYSTEM OF AN ANTI-FUNGAL DRUG FOR TOPICAL DELIVERY”** for the partial fulfillment of the requirement of Master of Pharmacy in Pharmaceutics with his truly and honesty observed inferences during his project work under the supervision of **Dr. Sunil K. Jain**, His work is satisfactory and is not submitted anywhere else for award of any degree.

I hereby forward his dissertation.

Date:

Forwarded By


Dr. Bharti Ahirwar

Head of Department
Department of Pharmacy
Guru Ghasidas Vishwavidyalaya
(A Central University)
Bilaspur (C.G.)

Dr. Sunil K. Janin

D.P.M.P., M.Pharm, Ph.D

Assistant Professor in Pharmaceutics

Department of Pharmacy,

Guru Ghasidas Vishwavidyalaya (A Central University established by the Central Universities ordinance No 3 of 2009), Koni, Bilaspur - 495009 (C.G.) INDIA



Phone No: 07752-260027 (O)

09425452174 (Mob)

e-mail suniljain25in@yahoo.com

Date:

CERTIFICATE

This is to certify that **Mr. Balram Kaushik, S/O Mr. Saroj Kumar** student of M.Pharm.-IVth Sem. Department of Pharmacy, Guru Ghasidas Vishwavidyalaya Koni, Bilaspur (C.G), has submitted his dissertation on the topic **“DEVELOPMENT OF NEWER BIOADHESIVE DELIVERY SYSTEM OF AN ANTI-FUNGAL DRUG FOR TOPICAL DELIVERY”** for the partial fulfillment of the requirement of Master of Pharmacy in Pharmaceutics with his truly and honesty observed inferences during his project work. He has completed his project work under my supervision. His work is satisfactory and is not submitted anywhere else for award of any degree.

I hereby forward his dissertation.

Dr. Sunil K. Jain

Supervisor

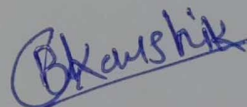
DECLARATION CERTIFICATE

I, **Balram Kaushik** hereby declare that this dissertation entitled “**DEVELOPMENT OF NEWER BIOADHESIVE DELIVERY SYSTEM OF AN ANTI-FUNGAL DRUG FOR TOPICAL DELIVERY**” is based on my own research work carried out under the supervision of **Dr. Sunil K. Jain**, Department of pharmacy, Guru Ghasidas Vishwavidyalaya Koni, Bilaspur (C.G) during the academic session 2021-2022.

I further declare that no part of this thesis has been submitted either in part or full for award of any degree or diploma of this or any other university.

Date: 07/11/2022

Place: Bilaspur



Balram Kaushik

M. Pharm (Pharmaceutics)

Enroll No.- GGV/16/6076

Roll No. – 20704001

ACKNOWLEDGMENT

It is moment of great pleasure and immense satisfaction for me to express my reverence, deep gratitude and respect for my esteemed guide **Dr. Sunil K. Jain**, Department of Pharmacy, Guru Ghasidas Vishwavidyalaya Koni, Bilaspur (C.G), who was continuous source of inspiration throughout the course of my work. I do not have words to express my feelings about his dedication, hard work, and quest for the research. I consider myself to be fortunate to work under his guidance and I am indebted for shaping my research life, I am grateful to him for seeking support to improve by all means. I hope it will be continued.

I would like to express my sincere thanks to Dr. Bharti Ahirwar, Head Department of Pharmacy, Guru Ghasidas Vishwavidyalaya Koni, Bilaspur (C.G), for providing facilities and suggestions needed in connection with my dissertation work.

I express my profound and sincere gratitude to professor **S. S. Singh**, Dean of School of Natural Resources, Guru Ghasidas Vishwavidyalaya Koni, Bilaspur (C.G), for his valuable support and encouraging thoughts throughout the project work.

It is my honor to thank **Dr. Akhilesh Jain, Dr. K. Kesavan, Dr. R.S Pandey** and all other respected teachers of Department of Pharmacy, Guru Ghasidas Vishwavidyalaya Koni, Bilaspur, for exploring ideas in research their critical and constructive comments, scholarly discussion and encouragement at every step of this project work.


I am also thankful to non-teaching staff especially **Mr. Muralidhar Gupta**, and **Mr. Devi Prasad Miri**, **Mr. Nityanand Singh**, **Mrs. Veena Vaishnav**, **Mr. Virendra Verma** & **Mr. Dharendra Sahu** for their kind help and providing me all facilities rendered during the study.

My thanks extended to Biotechnology Department (GGV), Bilaspur for helping us to perform Antifungal activity Dr. Renu Bhath and Dr. Harit Jha. Dr. Rishi Paliwal, Department of Pharmacy (IGNTU) Amarkantk, M.P. for Particle size and Zeta potential. Dr. Ajazuddin, Rungta College of Pharmacy Raipur, for helping Lyophilization. Panjab University Department of SAIF/CIL Chandigarh for DSC, XRD and FESEM.

I am special thanks go to FDC Limited for providing me gift sample of Econazole Nitrate, and BASF gift sample of Soluplus®.

Now at least but not least, I am nothing without them are my father, my mother, my brother, my sister-in-law. I am devoted all my life to them for their affection, good wishes and blessings conferred upon me. If today I have reached this present stage that is just possible because of high moral values and quality teaching provided by them at different stage of my life. My family is the perennial source of inspiration for me whose blessing are always helped me to move smoothly onto road of success having number of dots on the way.

I would like to thank A.I.C.T.E. New Delhi, for provide me scholarship during M. Pharm course.



Balram Kaushik

CONTENT

CHAPTER-1		INTRODUCTION
SECTION	TITLE	PAGE NO.
1.	Introduction	1
1.1.	Fungal infections	1
1.2.	Types of fungal infection	1-4
1.2.1.	Ringworm	1
1.2.2.	Fungal nail infection	2
1.2.3.	Candidiasis	2-3
1.2.4.	Sporotrichosis	3
1.2.5.	Mucormycosis	4
1.3.	Solid dispersions	5
1.3.1.	Classification of solid dispersions	5
1.3.2.	Methods of preparation solid dispersions	5
1.4.	Nanostructured lipid carriers (NLCs)	6
1.5.	Gel	6
1.6.	Topical drug delivery system	7
1.7.	Skin	7-8
1.8.	Literature review	9-13
1.9.	Research envisaged	13-15
1.10.	Plan of work	16
	References	17-20
CHAPTER-2		DRUG PROFILE
2.	Drug profile	21
2.1.	Econazole	21
2.2.	Pharmacology	22-23
	References	26

CHAPTER-3 **PREFORMULATION**

3.	Preformulation Studies of Econazole	27
3.1.	Introduction	27
3.2.	Organoleptic properties	27
3.3.	Melting point	28
3.4.	Solubility	28
3.5.	IR- spectrum	29
3.6.	Drug Identification	30-31
3.6.1.	By absorption spectrum method	30
3.6.1.1.	Preparation of Phosphate Buffer (pH 4.7)	30
3.7.	Partition coefficient	32
3.8.	Result and discussion	33
	References	34

CHAPTER-4 **FORMULATION AND CHARACTERIZATION OF S. D**

4.	Materials and methods	35
4.1.	Materials	35
4.2.	Preparation of solid dispersion	35-36
4.3.	Solubility determination	36-38
4.4.	Characterization of Solid dispersion	38
4.4.1.	Fourier Transform Infrared Spectroscopy (FTIR)	38-45
4.4.2.	Differential scanning calorimetry (DSC)	46-49
4.4.3.	X-rays powder diffraction (XRD)	50-53
4.4.4.	Drug content analysis	54-55
4.4.5.	In vitro dissolution studies	55-56
4.5.	Result and discussion	57-61
4.6.	Conclusion	61
	References	62

CHAPTER-5 FORMULATION AND CHARACTERIZATION OF NLCs

5.	Materials and methods	63
5.1.	Materials	63
5.2.	Preparation of NLCs formulation	63
5.3.	Design and optimization of NLCs	63
5.4.	Lyophilization	64
5.5.	Characterization of the prepared NLCs	64
5.5.1.	Morphology measurement	64-66
5.5.2.	Particle size, polydispersity index and zeta potential	67-69
5.5.3.	Differential scanning calorimetry (DSC)	70-71
5.5.4.	X-ray diffraction study	72-73
5.5.5.	Drug content (DC) and entrapment efficiency (EE) of NLCs	74
5.6.	Result and discussion	75-77
5.7.	Conclusion	77
	References	78- 79

CHAPTER-6 FORMULATION AND CHARACTERIZATION OF HYDROGEL

6.	Materials and methods	80
6.1.	Materials	80
6.2.	Formulation of ECN-loaded NLCs-bearing hydrogels	80
6.3.	Characterization of Hydrogel	81
6.3.1.	Spreadability	81
6.3.2.	Viscosity	81
6.3.3.	Extrudability	82
6.3.4.	Assay of gel	83
6.3.5.	Anti-fungal activity	83-85
6.3.6.	In vivo skin permeation studies	86

6.4.	Skin-irritation testing	86-89
6.5.	Results and discussion	90-92
6.6.	Conclusion	92-93
	References	93

CHAPTER-7	SUMMARY AND CONCLUSION
------------------	-------------------------------

7.1.	Summary	94-106
7.2.	Conclusion	106-107
