



List of New Course(s) Introduced

Department : Botany

Programme Name : B. Sc

Academic Year : 2018-19

List of New Course(s) Introduced

Sr. No.	Course Code	Name of the Course
01.	LS/BOT/GE/303	Economic Botany and plant Biotechnology
02.	LS/BOT/CP/306	Economic Botany
03.	LS/BOT/SEC/301	Bio Fertilizer
04.	LS/BOT/SEC/302	Herbal Technology
05.	LS/BOT/GE/404	Environmental technology
06.	LS/BOT/SEC/401	Medicinal Botany
07.	LS/BOT/DSC/501B	Natural Resource Management
08.	LS/BOT/DSE/603A	Industrial and Environmental Microbiology
09.	LS/BOT/DSE/603B	Plant Breeding
10	LS/BOT/C305L	Anatomy of Angiosperm
11	LS/BOT/CP305P	Practical based on core
12	LS/BOT/C306L	Economic Botany
13	LS/BOT/CP306P	Practical based on Core
14	LS/BOT/C307L	Genetics
15	LS/BOT/CP307P	Practical based on core 7
16	LS/BOT/GE303L	Elective from the Basket
17	LS/BOT/GEP303P	Practical based on GE3
18	LS/BOT/SEC301L	From the Basket
19	LS/BOT/SEC301P	Based on the selected course
20	LS/BOT/C408L	Molecular Biology
21	LS/BOT/C408P	Practical based on core 8



22	LS/BOT/C409L	Plant Ecology and Phytogeography
23	LS/BOT/C409P	Practical based on core 9
24	LS/BOT/C410L	Plant Systematics
25	LS/BOT/C410P	Practical based on core 10
26	LS/BOT/GE404 L	Elective from the Basket 4
27	LS/BOT/GE404 P	Practical based on GE-3
28	LS/BOT/SEC40 2L	From the SEC basket
29	LS/BOT/SEC40 2P	Based on the selected SEC course
30		


प्रमुख
शाखा
Department of Botany
गुरु घासीदास विश्वविद्यालय (केंद्रीय विश्वविद्यालय), बिलासपुर (छ.ग.)
Guru Ghasidas Vishwavidyalaya (Central University), Bilaspur (C.G.)



Minutes of Meetings (MoM) of Board of Studies (BoS)

Academic Year : 2018-19

School : School of Studies of Life Sciences

Department : Botany

Date and Time : 28 May 2028 10:30 AM

Venue : HOD Chamber


Minutes of BOS meeting held in the Department of Botany on 28 May, 2018 at 10:30 AM in the office chamber of Head, Department of Botany, GGV, Bilaspur

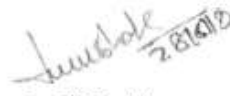
At the outset, the chairman welcomed all the members of the BOS in Botany and put forth the agenda for the discussion. Following resolutions were made:


1. Approval of the new three year UG syllabus for Botany (Hons) per CBCS system

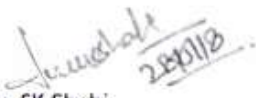
With the few minor corrections as pointed out by the external member Prof. NK Sharma, Department of Botany, IGNTU, Amarkantak the syllabus was approved for further approval by the academic council of the University.

Meeting ended with a vote of thanks from the chair.


28/5/2018
Dr. SK Pandey
(Assistant Professor)
Department of Botany
GGV, Bilaspur
(Member)


28/5/18
Dr. SK Shahi
(Associate Professor)
Department of Botany, GGV,
GGV, Bilaspur
(Member)


28/5/2018
Prof. NK Sharma
(Professor in Botany)
Department of Botany
IGNTU, Amarkantak
(External Member)


28/5/18
Dr. SK Shahi
HOD, Department of Botany
GGV, Bilaspur
(Chairman)


Dr. SK Shahi
HOD, Department of Botany
GGV, Bilaspur
(Chairman)

Signature & Seal of HoD

गुरु घासीदास विश्वविद्यालय
(केंद्रीय विश्वविद्यालय अधिनियम 2009 डा. 25 के अंतर्गत स्थापित केंद्रीय विश्वविद्यालय)
कोनी, बिलासपुर - 495009 (छ.ग.)



Guru Ghasidas Vishwavidyalaya
(A Central University Established by the Central Universities Act 2009 No. 25 of 2009)
Koni, Bilaspur - 495009 (C.G.)

Scheme and Syllabus

GURU GHASIDAS VISHWAVIDYALAYA

(A central University)

Bilaspur (CG)



Syllabus

for

B.Sc. BOTANY HONOURS

based on

CHOICE BASED CREDIT SYSTEM

(Three year/six semesters)

To be implemented from the academic session 2018-2019

Department of Botany

School of Life Science

GURU GHASIDAS VISHWAVIDYALAYA

Koni, Bilaspur (CG)

SCHOOL OF SCIENCES: (LIFE SCIENCE)

B.Sc. (BOTANY) Hon's

SEMESTER I								
Semester	Course Opted	Course Code	Name of the course	Credit	Hour / week	End semester marks	Internal Marks	Total marks
Semester I	Core-1	LS/BOT/C-101L	Phycology and Microbiology	4	4	35	15	50
	Core-1 Practical	LS/BOT/C-101P	Practical based on core 1	2	4	35	15	50
	Core-2	LS/BOT/C-102L	Bio-molecules and cell Biology	4	4	35	15	50
	Core-2 Practical	LS/BOT/C-102P	Practical based on core 2	2	4	35	15	50
	Generic Elective-1 (GE- 1)	LS/BOT/GE-101L	Opted from the basket	4	4	35	15	50
	Generic Elective-1 Practical	LS/BOT/GE-101P	Practical based on GE-1	2	4	35	15	50
	Ability Enhancement Compulsory Course-1 (AECC)	LS/BOT/AE-101EC	English Communication	4*	4	35	15	50
	ECA	LS/BOT/ECA-101	ECA-Extracurricular activity/ Tour, Field visit/ Industrial training/ NSS/ Swachhta/ vocational Training/ Sports/ others	2	(2)	35	15	50
			TOTAL		24	28		
SEMSTER II								
Semester II	Core-3	LS/BOT/C-203L	Mycology and Phytopathology	4	4	35	15	50
	Core-3 Practical	LS/BOT/C-203P	Practical based on core 3	2	4	35	15	50

	Core- 4	LS/BOT/C-204L	Archegoniate	4	4	35	15	50
	Core- 4 Practical	LS/BOT/C-204P	Practical based on core 4	2	4	35	15	50
	Generic Elective-2 (GE-IB)	LS/BOT/GE-202L	Elective from the Basket	4	4	35	15	50
	Generic Elective-2- Practical	LS/BOT/GE-202P	Practical based on GE-2	2	4	35	15	50
	Ability Enhancement Compulsory Course-2 (AECC)	LS/BOT/AE-202-ES	Environmental Science	4*	4	35	15	50
	ECA		ECA-Extracurricular activity/ Tour, Field visit/ Industrial training/ NSS/ Swachhta/ vocational Training/ Sports/ others	2	(2)	35	15	50
			Total	24	28			400
SUMMER Internship: 15 days								
	LS/BOT/SI-201	Swayam/ Swachhta / NSS / Industrial/ others	2	100	35	15	50	
SEMESTER III								
Semester III	Core- 5	LS/BOT/C-305L	Anatomy of Angiosperm	4	4	35	15	50
	Core- 5 Practical	LS/BOT/CP-305P	Practical based on core 5	2	4	35	15	50
	Core- 6	LS/BOT/C-306L	Economic Botany	4	4	35	15	50
	Core- 6 Practical	LS/BOT/CP-306P	Practical based on core 6	2	4	35	15	50
	Core- 7	LS/BOT/C-307L	Genetics	4	4	35	15	50
	Core- 7 Practical	LS/BOT/CP-307P	Practical based on core 7	2	4	35	15	50

	Generic Elective-3 (GEII-A)	LS/BOT/GE-303L	Elective from the Basket	4	4	35	15	50
	Generic Elective-3-Practical	LS/BOT/GEP-303P	Practical based on GE-3	2	4	35	15	50
	Skill Enhancement Course (SEC-1)	LS/BOT/SEC-301L	From the Basket	2	2	35	15	50
	Skill Enhancement Course (SEC-1) practical/Training/field visit	LS/BOT/SEC-301P	Based on the selected course	2	2	35	15	50
			Total	28	34			500

SEMESTER IV

Semester IV	Core- 8	LS/BOT/C-408L	Molecular Biology	4	4	35	15	50
	Core- 8 Practical	LS/BOT/C-408P	Practical based on core 8	2	4	35	15	50
	Core- 9	LS/BOT/C-409L	Plant Ecology and Phytogeography	4	4	35	15	50
	Core- 9 Practical	LS/BOT/C-409P	Practical based on core 9	2	4	35	15	50
	Core-10	LS/BOT/C-410L	Plant Systematics	4	4	35	15	50
	Core-10 Practical	LS/BOT/C-410P	Practical based on core 10	2	4	35	15	50
	Generic Elective- 4 (GEII-B)	LS/BOT/GE-404L	Elective from the Basket	4	4	35	15	50
	Generic Elective-4-Practical	LS/BOT/GE-404P	Practical based on GE-3	4	4	35	15	50
	Skill Enhancement Course (SEC -2)	LS/BOT/SEC-402L	From the SEC basket	2	2	35	15	50

	Skill Enhancement Course (SEC-2) practical/Training/field visit	LS/BOT/SEC-402P	Based on the selected SEC course	2	2	35	15	50
			TOTAL	28	34			500
SUMMER Internship: 15 days								
SUMMER Internship: 15 days		LS/BOT/SI-402	Swayam Swachhta / NSS / Industrial/ others	2	100	35	15	50
SEMESTER V								
Semester V	Core-11	LS/BOT/C-511L	Reproductive Biology of Angiosperm	4	4	35	15	50
	Core -11 Practical	LS/BOT/CP-511P	Practical based on core 11	2	4	35	15	50
	Core -12	LS/BOT/C-512L	Plant Physiology	4	4	35	15	50
	Core -12 Practical	LS/BOT/CP-512P	Practical based on core 12	2	4	35	15	50
	Discipline Specific Elective (DSE-1)	LS/BOT/DSE-501AL LS/BOT/DSE-501BL	A) Analytical Technique in Plant Science B) Natural Resource Management	4	4	35	15	50
	DSE-1 - Practical	LS/BOT/DSE-501AP LS/BOT/DSE-501BP	Practical based on DSE-1	2	4	35	15	50
	Discipline Specific Elective (DSE-2)	LS/BOT/DSE-502AL LS/BOT/DSE-502BL	A) Biostatistics B) Bioinformatics	4	4	35	15	50
	DSE-2 - Practical	LS/BOT/DSE-502AP LS/BOT/DSE-502BP	Practical based on DSE-2	2	4	35	15	50
			TOTAL	24	32			400



SEMESTER VI								
Semester VI	Core-13	LS/BOT/C-613L	Plant Metabolism	4	4	35	15	50
	Core -13 Practical	LS/BOT/CP-613P	Practical based on core 13	2	4	35	15	50
	Core -14	LS/BOT/C-614L	Plant Biotechnology	4	4	35	15	50
	Core -14 Practical	LS/BOT/CP-614P	Practical based on core 14	2	4	35	15	50
	Discipline Specific Elective (DSE-3)	LS/BOT/DSE 603AL LS/BOT/DSE 603BL	A) Industrial and Environmental Microbiology B) Plant Breeding	4	4	35	15	50
	DSE-3 - Practical	LS/BOT/DSE 603AP LS/BOT/DSE 603BP	Practical based on DSE-3	2	4	35	15	50
	Dissertation / Project work followed by seminar	LS/BOT/PD-601	Dissertation/ Project work followed by seminar	5 +1=6	8	70	30	100
			TOTAL	24	32			400
		TOTAL CREDITS	152 + 4 (SI)					

1. Continuous Internal assessment should be evaluated by two components: Seasonal test + assignment
2. Marks distribution as proposed (70/30 ratio End semester/ continuous internal assessment) / According to the final ordinance

Course offered by Botany

(Course Basket)

Generic Electives

1. Biodiversity (Microbes, Algae, Fungi and Archegoniate)
2. Plant Physiology and Metabolism
3. Economic Botany and Biotechnology
4. Environmental Technology

Discipline Specific Electives

1. Analytical Techniques in Plant Sciences
2. Bioinformatics
3. Plant Breeding
4. Natural Resource Management
5. Industrial and Environmental Microbiology
6. Biostatistics

Ability Enhancement Course Compulsory

1. English/MIL Communication
2. Environmental Science

Skill enhancement course Elective

1. Bio-fertilizers
 2. Herbal Technology
 3. Medicinal Botany
 4. Plant Diversity and Human Welfare
 5. Mushroom Culture Technology
 6. Intellectual Property Rights
-

SEMESTER-I

Core Course I: Phycology and Microbiology

(Credits: Theory-4, Practical-2)

THEORY (Lectures: 60)

Unit 1: Introduction to microbial world

Microbial nutrition, growth and metabolism. Economic importance of viruses with reference to vaccine production, role in research, medicine and diagnostics, as causal organisms of plant diseases. Economic importance of bacteria with reference to their role in agriculture and industry (fermentation and medicine). (7 lectures)

Unit 2: Viruses

Discovery, physiochemical and biological characteristics; classification (Baltimore), general structure with special reference to viroids and prions; replication (general account), DNA virus (T-phage), lytic and lysogenic cycle; RNA virus (TMV). (7 lectures)

Unit 3: Bacteria

Discovery, general characteristics; Types-archaebacteria, eubacteria, wall-less forms (mycoplasma and spheroplasts); Cell structure; Nutritional types; Reproduction-vegetative, asexual and recombination (conjugation, transformation and transduction). (7 lectures)

Unit 4: Algae

General characteristics; Ecology and distribution; range of thallus organization; Cell structure and components; cell wall, pigment system, reserve food (of only groups represented in the syllabus), flagella; methods of reproduction; Classification; criteria, system of Fritsch, and evolutionary classification of Lee (only upto groups); Significant contributions of important phycologists (F.E. Fritsch, G.M. Smith, R.N. Singh, T.V. Desikachary, H.D. Kumar, M.O.P. Iyengar). Role of algae in the environment, agriculture, biotechnology and industry. (11 lectures)

Unit 5: Cyanophyta and Xanthophyta

Ecology and occurrence; Range of thallus organization; Cell structure; Reproduction, Morphology and life-cycle of *Nostoc* and *Vaucheria*. (8 lectures)

Unit 6: Chlorophyta and Charophyta

General characteristics; Occurrence; Range of thallus organization; Cell structure; Reproduction. Morphology and life-cycles of *Chlamydomonas*, *Volvox*, *Oedogonium*, *Coleochaete*, *Chara*. Evolutionary significance of *Prochloron*. (8 lectures)

Unit 7: Phaeophyta and Rhodophyta

Characteristics; Occurrence; Range of thallus organization; Cell structure; Reproduction. Morphology and life-cycles of *Ectocarpus*, *Fucus* and *Polysiphonia*. (12 lectures)

Practical

Microbiology

1. Electron micrographs/Models of viruses – T-Phage and TMV, Line drawings/ Photographs of Lytic and Lysogenic Cycle.
2. Types of Bacteria to be observed from temporary/permanent slides/photographs. Electron micrographs of bacteria, binary fission, endospore, conjugation, root Nodule.
3. Gram staining.
4. Endospore staining with malachite green using the (endospores taken from soil bacteria).

Phycology

1. Study of vegetative and reproductive structures of *Nostoc*, *Chlamydomonas* (electron micrographs), *Volvox*, *Oedogonium*, *Coleochaete*, *Chara*, *Vaucheria*, *Ectocarpus*, *Fucus* and *Polysiphonia*, *Prochloron* through electron micrographs, temporary preparations and permanent slides.

Suggested Readings

1. Lee, R.E. (2008). Phycology, Cambridge University Press, Cambridge. 4th edition.
2. Wiley JM, Sherwood LM and Woolverton CJ. (2013) Prescott's Microbiology. 9th Edition. McGraw Hill International.
3. Kumar, H.D. (1999). Introductory Phycology. Affiliated East-West Press, Delhi.
4. Sahoo, D. (2000). Farming the ocean: seaweeds cultivation and utilization. Aravali International, New Delhi.
5. Campbell, N.A., Reece J.B., Urry L.A., Cain M.L., Wasserman S.A. Minorsky P.V., Jackson R.B. (2008). Biology, Pearson Benjamin Cummings, USA. 8th edition.
6. Pelczar, M.J. (2001) Microbiology, 5th edition, Tata McGraw-Hill Co, New Delhi.

SEMESTER-I

Core Course II: Biomolecules and Cell Biology

(Credits: Theory-4, Practical-2)

THEORY (Lectures: 60)

Unit 1: Biomolecules

(20 lectures)

Types and significance of chemical bonds; Structure and properties of water; pH and buffers.

Carbohydrates: Nomenclature and classification; Monosaccharides ; Disaccharides; Oligosaccharides and polysaccharides.

Lipids: Definition and major classes of storage and structural lipids; Fatty acids structure and functions; Essential fatty acids; Triacyl glycerols, functions and properties; Phosphoglycerides.

Proteins: Structure of amino acids; Levels of protein structure-primary, secondary, tertiary and quaternary; Protein denaturation and biological roles of proteins.

Nucleic acids: Structure of nitrogenous bases; Structure and function of nucleotides; Types of nucleic acids; Structure of A, B, Z types of DNA; Types of RNA; Structure of tRNA.

Unit 2: Bioenergetics

(4 lectures)

Laws of thermodynamics, concept of free energy, endergonic and exergonic reactions, coupled reactions, redox reactions. ATP: structure, its role as a energy currency molecule.

Unit 3: Enzymes

(6 lectures)

Structure of enzyme: holoenzyme, apoenzyme, cofactors, coenzymes and prosthetic group; Classification of enzymes; mechanism of action (activation energy, lock and key hypothesis, induced - fit theory), Michaelis – Menten equation, enzyme inhibition and factors affecting enzyme activity.

Unit 4: The cell

(4 lectures)

Cell as a unit of structure and function; Characteristics of prokaryotic and eukaryotic cells; Origin of eukaryotic cell (Endosymbiotic theory).

Unit 5: Cell wall and plasma membrane

(4 lectures)

Chemistry, structure and function of Plant cell wall. Overview of membrane function; fluid mosaic model; Chemical composition of membranes; Membrane transport – Passive, active and facilitated transport, endocytosis and exocytosis.

Unit 6: Cell organelles

(16 lectures)

Nucleus: Structure-nuclear envelope, nuclear pore complex, nuclear lamina, molecular organization of chromatin; nucleolus.

Cytoskeleton: Role and structure of microtubules, microfilaments and intermediary filament.

Chloroplast, mitochondria and peroxisomes: Structural organization; Function; Semiautonomous nature of mitochondria and chloroplast.

Endomembrane system: Endoplasmic Reticulum – Structure, Smooth ER and lipid synthesis, export of proteins and lipids; Golgi Apparatus – organization, protein glycosylation, protein sorting and export from Golgi Apparatus; Lysosomes.

Unit 7: Cell division

(6 lectures)

Phases of eukaryotic cell cycle, mitosis and meiosis; Regulation of cell cycle- checkpoints, role of protein kinases.

Practical

1. Qualitative tests for carbohydrates, reducing sugars, non-reducing sugars, lipids and proteins.
2. Study of plant cell structure with the help of epidermal peel mount of Onion/*Rhoeo/Crinum*.
3. Demonstration of the phenomenon of protoplasmic streaming in *Hydrilla* leaf.
4. Measurement of cell size by the technique of micrometry.
5. Counting the cells per unit volume with the help of haemocytometer. (Yeast/pollen grains).
6. Study of cell and its organelles with the help of electron micrographs.
7. Cytochemical staining of : DNA- Feulgen and cell wall in the epidermal peel of onion using Periodic Schiff's (PAS) staining technique.
8. Study the phenomenon of plasmolysis and deplasmolysis.
9. Study the effect of organic solvent and temperature on membrane permeability.
10. Study different stages of mitosis and meiosis.

Suggested Readings

1. Campbell, MK (2012) Biochemistry, 7th ed., Published by Cengage Learning
2. Campbell, PN and Smith AD (2011) Biochemistry Illustrated, 4th ed., Published by Churchill Livingstone
3. Tymoczko JL, Berg JM and Stryer L (2012) Biochemistry: A short course, 2nd ed., W.H.Freeman
4. Berg JM, Tymoczko JL and Stryer L (2011) Biochemistry, W.H.Freeman and Company
5. Nelson DL and Cox MM (2008) Lehninger Principles of Biochemistry, 5th Edition., W.H. Freeman and Company.
6. Karp, G. (2010). Cell Biology, John Wiley & Sons, U.S.A. 6th edition.
7. Hardin, J., Becker, G., Skliensmith, L.J. (2012). Becker's World of the Cell, Pearson Education Inc. U.S.A. 8th edition.
8. Cooper, G.M. and Hausman, R.E. (2009) The Cell: A Molecular Approach. 5th edition. ASM Press & Sunderland, Washington, D.C.; Sinauer Associates, MA.
9. Becker, W.M., Kleinsmith, L.J., Hardin. J. and Bertoni, G. P. (2009) The World of the Cell. 7th edition. Pearson Benjamin Cummings Publishing, San Francisco

SEMESTER-II

Core Course III: Mycology and Phytopathology

(Credits: Theory-4, Practical-2)

THEORY (Lectures: 60)

Unit 1: Introduction to true fungi (6 lectures)

General characteristics; Affinities with plants and animals; Thallus organization; Cell wall composition; Nutrition; Classification.

Unit 2: Chytridiomycota and Zygomycota (5 lecture)

Characteristic features; Ecology and significance; Thallus organisation; Reproduction; Life cycle with reference to *Synchytrium*, *Rhizopus*.

Unit 4: Ascomycota (10 lectures)

General characteristics (asexual and sexual fruiting bodies); Ecology; Life cycle, Heterokaryosis and parasexuality; Life cycle and classification with reference to *Saccharomyces*, *Aspergillus*, *Penicillium*, *Alternaria* and *Peziza*.

Unit 5: Basidiomycota (8 lectures)

General characteristics; Ecology; Life cycle and Classification with reference to black stem rust on wheat *Puccinia* (Physiological Specialization), loose and covered smut (symptoms only), *Agaricus*; Bioluminescence, Fairy Rings and Mushroom Cultivation.

Unit 6: Allied Fungi (3 lectures)

General characteristics; Status of Slime molds, Classification; Occurrence; Types of plasmodia; Types of fruiting bodies.

Unit 7: Oomycota (4 lectures)

General characteristics; Ecology; Life cycle and classification with reference to *Phytophthora*, *Albugo*.

Unit 8: Symbiotic associations (4 lectures)

Lichen – Occurrence; General characteristics; Growth forms and range of thallus organization; Nature of associations of algal and fungal partners; Reproduction; Mycorrhiza-Ectomycorrhiza, Endomycorrhiza and their significance.

Unit 8: Applied Mycology (10 Lectures)

Role of fungi in biotechnology; Application of fungi in food industry (Flavour & texture, Fermentation, Baking, Organic acids, Enzymes, Mycoproteins); Secondary metabolites (Pharmaceutical preparations); Agriculture (Biofertilizers); Mycotoxins; Biological control (Mycofungicides, Mycoherbicides, Mycoinsecticides, Myconematicides); Medical mycology.

Unit 9: Phytopathology

(10 lectures)

Terms and concepts; General symptoms; Geographical distribution of diseases; Etiology; Symptomology; Host-Pathogen relationships; Disease cycle and environmental relation; prevention and control of plant diseases, and role of quarantine.

Bacterial diseases – Citrus canker and angular leaf spot of cotton. Viral diseases – Tobacco Mosaic viruses, vein clearing. Fungal diseases – Early blight of potato, Black stem rust of wheat, White rust of crucifers.

Practical

1. Introduction to the world of fungi (Unicellular, coenocytic/septate mycelium, ascocarps & basidiocarps).
2. *Rhizopus*: study of asexual stage from temporary mounts and sexual structures through permanent slides.
3. *Aspergillus* and *Penicillium*: study of asexual stage from temporary mounts. Study of Sexual stage from permanent slides/photographs.
4. *Peziza*: sectioning through ascocarp.
5. *Alternaria*: Specimens/photographs and temporary mounts.
6. *Puccinia*: Herbarium specimens of Black Stem Rust of Wheat and infected Barberry leaves; sections/ mounts of spores on wheat and permanent slides of both the hosts.
7. *Agaricus*: Specimens of button stage and full grown mushroom; sectioning of gills of *Agaricus*, fairy rings and bioluminescent mushrooms to be shown.
8. Study of phaneroplasmodium from actual specimens and /or photograph. Study of *Stemonitis* sporangia.
9. *Albugo*: Study of symptoms of plants infected with *Albugo*; asexual phase study through section/ temporary mounts and sexual structures through permanent slides.
10. Lichens: Study of growth forms of lichens (crustose, foliose and fruticose) on different substrates. Study of thallus and reproductive structures (soredia and apothecium) through permanent slides. Mycorrhizae: ectomycorrhiza and endomycorrhiza (Photographs)
11. Phytopathology: Herbarium specimens of bacterial diseases; Citrus Canker; Angular leaf spot of cotton, Viral diseases: TMV, Vein clearing, Fungal diseases: Early blight of potato, Black stem rust of wheat and White rust of crucifers.

Suggested Readings

1. Agrios, G.N. (1997) Plant Pathology, 4th edition, Academic Press, U.K.
2. Alexopoulos, C.J., Mims, C.W., Blackwell, M. (1996). Introductory Mycology, John Wiley & Sons (Asia) Singapore. 4th edition.
3. Webster, J. and Weber, R. (2007). Introduction to Fungi, Cambridge University Press, Cambridge. 3rd edition.
4. Sethi, I.K. and Walia, S.K. (2011). Text book of Fungi and Their Allies, Macmillan Publishers India Ltd.
5. Sharma, P.D. (2011). Plant Pathology, Rastogi Publication, Meerut, India.

SEMESTER-II

Core Course IV: Archegoniate

(Credits: Theory-4, Practical-2)

THEORY (Lectures: 60)

Unit 1: Introduction (4 lectures)

Unifying features of archegoniate; Transition to land habit; Alternation of generations.

Unit 2: Bryophytes (6 lectures)

General characteristics; Adaptations to land habit; Classification; Range of thallus organization.

Unit 3: Type Studies- Bryophytes (12 lectures)

Classification (up to family), morphology, anatomy and reproduction of *Riccia*, *Marchantia*, *Anthoceros*, *Sphagnum* and *Funaria*; Reproduction and evolutionary trends in *Riccia*, *Marchantia*, *Anthoceros* and *Funaria* (developmental stages not included). Ecological and economic importance of bryophytes with special reference to *Sphagnum*.

Unit 4: Pteridophytes

General characteristics; Classification; Early land plants (*Cooksonia* and *Rhynia*). (6 lectures)

Unit 5: Type Studies- Pteridophytes (14 lectures)

Classification (up to family), morphology, anatomy and reproduction of *Lycopodium*, *Selaginella*, *Equisetum* and *Pteris* (Developmental details not to be included). Apogamy, and apospory, heterospory and seed habit, telome theory, stelar evolution; Ecological and economic importance.

Unit 6: Gymnosperms (18 lectures)

General characteristics, classification (up to family), morphology, anatomy and reproduction of *Cycas* and *Pinus* (Developmental details not to be included); Ecological and economic importance.

Practical

1. *Riccia* – Morphology of thallus.
2. *Marchantia*- Morphology of thallus, whole mount of rhizoids & Scales, vertical section of thallus through Gemma cup, whole mount of Gemmae (all temporary slides), vertical section of Antheridiophore, Archegoniophore, longitudinal section of Sporophyte (all permanent slides).
3. *Anthoceros*- Morphology of thallus, dissection of sporophyte (to show stomata, spores, pseudoelaters, columella) (temporary slide), vertical section of thallus (permanent slide).
4. *Sphagnum*- Morphology of plant, whole mount of leaf (permanent slide only).
5. *Funaria*- Morphology, whole mount of leaf, rhizoids, operculum, peristome, annulus, spores (temporary slides); permanent slides showing antheridial and archegonial heads, longitudinal section of capsule and protonema.
6. *Lycopodium*- Study of specimen, transverse section of synangium (permanent slide).

7. ***Selaginella***- Morphology, whole mount of leaf with ligule, transverse section of stem, whole mount of strobilus, whole mount of microsporophyll and megasporophyll (temporary slides), longitudinal section of strobilus (permanent slide).
8. ***Equisetum***- Morphology, transverse section of internode, longitudinal section of strobilus, transverse section of strobilus, whole mount of sporangiophore, whole mount of spores (wet and dry) (temporary slide), transverse section of rhizome (permanent slide).
9. ***Pteris***- Morphology, transverse section of rachis, vertical section of sporophyll, whole mount of sporangium, whole mount of spores (temporary slides), transverse section of rhizome, whole mount of prothallus with sex organs and young sporophyte (permanent slide).
10. ***Cycas***- Morphology (coralloid roots, bulbil, leaf), whole mount of microsporophyll, transverse section of coralloid root, transverse section of rachis, vertical section of leaflet, vertical section of microsporophyll, whole mount of spores (temporary slides), longitudinal section of ovule, transverse section of root (permanent slide).
11. ***Pinus***- Morphology (long and dwarf shoots, whole mount of dwarf shoot, male and female cones), transverse section of Needle, transverse section of stem, longitudinal section of / transverse section of male cone, whole mount of microsporophyll, whole mount of Microspores (temporary slides), longitudinal section of female cone, tangential longitudinal section & radial longitudinal sections stem (permanent slide).
13. Botanical excursion (one day).

Suggested Readings

1. Vashistha, P.C., Sinha, A.K., Kumar, A. (2010). Pteridophyta. S. Chand. Delhi, India.
2. Bhatnagar, S.P. & Moitra, A. (1996). Gymnosperms. New Age International (P) Ltd Publishers, New Delhi, India.
3. Parihar, N.S. (1991). An introduction to Embryophyta: Vol. I. Bryophyta. Central Book Depot. Allahabad.
4. Raven, P.H., Johnson, G.B., Losos, J.B., Singer, S.R. (2005). Biology. Tata McGraw Hill, Delhi.
5. Vanderpoorten, A. & Goffinet, B. (2009) Introduction to Bryophytes. Cambridge University Press.

SEMESTER-III

Core Course V: Anatomy of Angiosperms

(Credits: Theory-4, Practical-2)

THEORY (Lectures: 60)

Unit 1: Introduction and scope of Plant Anatomy

Applications in systematics, forensics and pharmacognosy. **(4 Lectures)**

Unit 2: Structure and Development of Plant Body **(6 Lectures)**

Internal organization of plant body: The three tissue systems, types of cells and tissues. Development of plant body: Polarity, Cytodifferentiation and organogenesis during embryogenic development.

Unit 2: Tissues **(12 Lectures)**

Classification of tissues; Simple and complex tissues (no phylogeny); cytodifferentiation of tracheary elements and sieve elements; Pits and plasmodesmata; Wall ingrowths and transfer cells, adcrustation and incrustation, Ergastic substances. Hydathodes, cavities, lithocysts and laticifers.

Unit 3: Apical meristems **(15 Lectures)**

Evolution of concept of organization of shoot apex (Apical cell theory, Histogen theory, Tunica Corpus theory, continuing meristematic residue, cytohistological zonation); Types of vascular bundles; Structure of dicot and monocot stem. Origin, development, arrangement and diversity in size and shape of leaves; Structure of dicot and monocot leaf, Kranz anatomy. Organization of root apex (Apical cell theory, Histogen theory, Korper-Kappe theory); Quiescent centre; Root cap; Structure of dicot and monocot root; Endodermis, exodermis and origin of lateral root.

Unit 4: Vascular Cambium and Wood **(15 Lectures)**

Structure, function and seasonal activity of cambium; Secondary growth in root and stem. Axially and radially oriented elements; Types of rays and axial parenchyma; Cyclic aspects and reaction wood; Sapwood and heartwood; Ring and diffuse porous wood; Early and late wood, tyloses; Dendrochronology. Development and composition of periderm, rhytidome and lenticels.

Unit 5: Adaptive and Protective Systems **(8 Lectures)**

Epidermal tissue system, cuticle, epicuticular waxes, trichomes (uni- and multicellular, glandular and nonglandular, two examples of each), stomata (classification); Adcrustation and incrustation; Anatomical adaptations of xerophytes and hydrophytes.

Practical

1. Study of anatomical details through permanent slides/temporary stain mounts/ macerations/ museum specimens with the help of suitable examples.
2. Apical meristem of root, shoot and vascular cambium.
3. Distribution and types of parenchyma, collenchyma and sclerenchyma.
4. Xylem: Tracheary elements-tracheids, vessel elements; thickenings; perforation plates; xylem fibres.
5. Wood: ring porous; diffuse porous; tyloses; heart- and sapwood.
6. Phloem: Sieve tubes-sieve plates; companion cells; phloem fibres.
7. Epidermal system: cell types, stomata types; trichomes: non-glandular and glandular.
8. Root: monocot, dicot, secondary growth.
9. Stem: monocot, dicot - primary and secondary growth; periderm; lenticels.
10. Leaf: isobilateral, dorsiventral, C4 leaves (Kranz anatomy).
11. Adaptive Anatomy: xerophytes, hydrophytes.

Suggested Readings

1. Dickison, W.C. (2000). Integrative Plant Anatomy. Harcourt Academic Press, USA.
2. Fahn, A. (1974). Plant Anatomy. Pergmon Press, USA.
3. Mauseth, J.D. (1988). Plant Anatomy. The Benjamin/Cummings Publisher, USA.
4. Evert, R.F. (2006) Esau's Plant Anatomy: Meristems, Cells, and Tissues of the Plant Body: Their Structure, Function and Development. John Wiley and Sons, Inc.

SEMESTER-III

Core Course VI: Economic Botany

(Credits: Theory-4, Practical-2)

THEORY (Lectures: 60)

Unit 1: Origin of Cultivated Plants (6 lectures)

Concept of Centres of Origin, their importance with reference to Vavilov's work. Examples of major plant introductions; Crop domestication and loss of genetic diversity; evolution of new crops/varieties, importance of germplasm diversity.

Unit 2: Cereals (6 lectures) Wheat and Rice (origin, morphology, processing & uses); Brief account of millets.

Unit 3: Legumes (6 lectures)

Origin, morphology and uses of Chick pea, Pigeon pea and fodder legumes. Importance to man and ecosystem.

Unit 4: Sources of sugars and starches (4 lectures)

Morphology and processing of sugarcane, products and by-products of sugarcane industry. Potato – morphology, propagation & uses.

Unit 5: Spices

Listing of important spices, their family and part used. Economic importance with special reference to fennel, saffron, clove and black pepper

Unit 6: Beverages

Tea, Coffee (morphology, processing & uses) (4 lectures)

Unit 7: Sources of oils and fats (10 lectures)

General description, classification, extraction, their uses and health implications groundnut, coconut, linseed, soybean, mustard and coconut (Botanical name, family & uses). Essential Oils: General account, extraction methods, comparison with fatty oils & their uses.

Unit 8: Natural Rubber

Para-rubber: tapping, processing and uses. (3 lectures)

Unit 9: Drug-yielding plants (8 lectures)

Therapeutic and habit-forming drugs with special reference to *Cinchona*, *Digitalis*, *Papaver* and *Cannabis*; Tobacco (Morphology, processing, uses and health hazards).

Unit 10: Timber plants

General account with special reference to teak and pine. (3 Lectures)

Unit 11: Fibers (4 lectures)

Classification based on the origin of fibers; Cotton, Coir and Jute (morphology, extraction and uses).

Practical

1. **Cereals:** Wheat (habit sketch, L. S/T.S. grain, starch grains, micro-chemical tests) Rice (habit sketch, study of paddy and grain, starch grains, micro-chemical tests).
2. **Legumes:** Soybean, Groundnut, (habit, fruit, seed structure, micro-chemical tests).
3. **Sources of sugars and starches:** Sugarcane (habit sketch; cane juice- micro-chemical tests), Potato(habit sketch, tuber morphology, T.S. tuber to show localization of starch grains, w.m. starch grains, micro-chemical tests).
4. **Spices:** Black pepper, Fennel and Clove (habit and sections).
5. **Beverages:** Tea (plant specimen, tea leaves), Coffee (plant specimen, beans).
6. **Sources of oils and fats:** Coconut- T.S. nut, Mustard–plant specimen, seeds; tests for fats in crushed seeds.
7. **Essential oil-yielding plants:** Habit sketch of *Rosa*, *Vetiveria*, *Santalum* and *Eucalyptus* (specimens/photographs).
8. **Rubber:** specimen, photograph/model of tapping, samples of rubber products.
9. **Drug-yielding plants:** Specimens of *Digitalis*, *Papaver* and *Cannabis*.
10. **Tobacco:** specimen and products of Tobacco.
11. **Woods:** *Tectona*, *Pinus*: Specimen, Section of young stem.
12. **Fiber-yielding plants:** Cotton (specimen, whole mount of seed to show lint and fuzz; whole mount of fiber and test for cellulose), Jute (specimen, transverse section of stem, test for lignin on transverse section of stem and fiber).

Suggested Readings

1. Kochhar, S.L. (2012). Economic Botany in Tropics, MacMillan & Co. New Delhi, India.
2. Wickens, G.E. (2001). Economic Botany: Principles & Practices. Kluwer Academic Publishers, The Netherlands.
3. Chrispeels, M.J. and Sadava, D.E. 1994 Plants, Genes and Agriculture. Jones & Bartlett Publishers.

SEMESTER-III

Core Course VII: Genetics

(Credits: Theory-4, Practical-2)

THEORY (Lectures: 60)

Unit 1: Mendelian genetics and its extension (16 lectures)

Mendelism: History; Principles of inheritance; Chromosome theory of inheritance; Autosomes and sex chromosomes; Probability and pedigree analysis; Incomplete dominance and codominance; Multiple alleles, Lethal alleles, Epistasis, Pleiotropy, Recessive and Dominant traits, Penetrance and Expressivity, Numericals; Polygenic inheritance.

Unit 2: Extrachromosomal Inheritance (6 lectures)

Chloroplast mutation: Variegation in Four o'clock plant; Mitochondrial mutations in yeast; Maternal effects-shell coiling in snail; Infective heredity- Kappa particles in *Paramecium*.

Unit 3: Linkage, crossing over and chromosome mapping (12 lectures)

Linkage and crossing over-Cytological basis of crossing over; Recombination frequency, two factor and three factor crosses; Interference and coincidence; Numericals based on gene mapping; Sex Linkage.

Unit 4: Variation in chromosome number and structure (8 lectures)

Deletion, Duplication, Inversion, Translocation, Euploidy and Aneuploidy.

Unit 5: Gene mutations (6 lectures)

Types of mutations; Molecular basis of Mutations; Mutagens – physical and chemical (Base analogs, deaminating, alkylating and intercalating agents); DNA repair mechanisms.

Unit 6: Fine structure of gene (6 lectures)

Classical vs molecular concepts of gene; Cis-Trans complementation test for functional allelism.

Unit 6. Population and Evolutionary Genetics (6 lectures)

Allele frequencies, Genotype frequencies, Hardy-Weinberg Law, role of natural selection, mutation, genetic drift. Genetic variation and Speciation.

Practical

1. Mitosis through temporary squash preparation.
2. Meiosis through temporary squash preparation
3. Mendel's laws through seed ratios. Laboratory exercises in probability and chi-square.
4. Chromosome mapping using point test cross data.
5. Pedigree analysis for dominant and recessive autosomal and sex linked traits.

6. Incomplete dominance and gene interaction through seed ratios (9:7, 9:6:1, 13:3, 15:1, 12:3:1, 9:3:4).
7. Blood Typing: ABO groups & Rh factor.
8. Study of aneuploidy: Down's, Klinefelter's and Turner's syndromes.
9. Photographs/Permanent Slides showing Translocation Ring, Laggards and Inversion Bridge.

Suggested Readings

1. Gardner, E.J., Simmons, M.J., Snustad, D.P. (1991). Principles of Genetics, John Wiley & sons, India. 8th edition.
2. Snustad, D.P. and Simmons, M.J. (2010). Principles of Genetics, John Wiley & Sons Inc., India. 5th edition.
3. Klug, W.S., Cummings, M.R., Spencer, C.A. (2009). Concepts of Genetics. Benjamin Cummings, U.S.A. 9th edition.
4. Griffiths, A.J.F., Wessler, S.R., Carroll, S.B., Doebley, J. (2010). Introduction to Genetic Analysis. W. H. Freeman and Co., U.S.A. 10th edition.

SEMESTER-IV

Core Course VIII: Molecular Biology

(Credits: Theory-4, Practical-2)

THEORY (Lectures: 60)

Unit 1: Nucleic acids : Carriers of genetic information: (4 lectures)

Historical perspective; DNA as the carrier of genetic information (Griffith's, Hershey & Chase, Avery, McLeod & McCarty, Fraenkel-Conrat's experiment).

Unit 2. The Structures of DNA and RNA / Genetic Material: (10 lectures)

DNA Structure: Miescher to Watson and Crick- historic perspective, DNA structure, Salient features of double helix, Types of DNA, Types of genetic material, denaturation and renaturation, cot curves; Organization of DNA- Prokaryotes, Viruses, Eukaryotes. Organelle DNA - mitochondria and chloroplast DNA. The Nucleosome Chromatin structure- Euchromatin, Heterochromatin- Constitutive and Facultative heterochromatin.

Unit 2: The replication of DNA: (10 lectures)

Chemistry of DNA synthesis (Kornberg's discovery); General principles – bidirectional, semi-conservative and semi discontinuous replication, RNA priming; Various models of DNA replication, including rolling circle, θ (theta) mode of replication, replication of linear ds-DNA, replication of the 5' end of linear chromosome; Enzymes involved in DNA replication.

Unit 3: Central dogma and genetic code: (2 lectures)

Key experiments establishing-The Central Dogma (Adaptor hypothesis and discovery of mRNA template), Genetic code (deciphering & salient features)

Unit 4: Transcription: (18 lectures)

Transcription in prokaryotes and eukaryotes. Principles of transcriptional regulation; Prokaryotes: Regulation of lactose metabolism and tryptophan synthesis in *E.coli*. Eukaryotes: transcription factors, heat shock proteins, Gene silencing.

Unit 5: Processing and modification of RNA: (8 lectures)

Split genes-concept of introns and exons, removal of introns, spliceosome machinery, eukaryotic mRNA processing (5' cap, 3' polyA tail); Ribozymes; mRNA transport.

Unit 6: Translation: (8 lectures)

Ribosome structure and assembly, mRNA; Charging of tRNA, aminoacyl tRNA synthetases; Various steps in protein synthesis, proteins involved in initiation, elongation and termination of polypeptides; Fidelity of translation; Inhibitors of protein synthesis; Post-translational modifications of proteins.

Practical

1. Preparation of LB medium and raising *E.Coli*.
2. Isolation of genomic DNA from *E.Coli*.
3. DNA isolation from cauliflower head.
4. DNA estimation by UV Spectrophotometry.
5. Study of DNA replication mechanisms through photographs (Rolling circle, Theta replication and semi-discontinuous replication).
6. Study of structures of prokaryotic RNA polymerase and eukaryotic RNA polymerase II through photographs.
7. Photographs establishing nucleic acid as genetic material (Messelson and Stahl's, Avery et al, Griffith's, Hershey & Chase's and Fraenkel & Conrat's experiments)

Suggested Readings

1. Watson J.D., Baker, T.A., Bell, S.P., Gann, A., Levine, M., Losick, R. (2007). Molecular Biology of the Gene, Pearson Benjamin Cummings, CSHL Press, New York, U.S.A. 6th edition.
2. Snustad, D.P. and Simmons, M.J. (2010). Principles of Genetics. John Wiley and Sons Inc., U.S.A. 5th edition.
3. Klug, W.S., Cummings, M.R., Spencer, C.A. (2009). Concepts of Genetics. Benjamin Cummings. U.S.A. 9th edition.
4. Russell, P. J. (2010). i-Genetics- A Molecular Approach. Benjamin Cummings, U.S.A. 3rd edition.
5. Griffiths, A.J.F., Wessler, S.R., Carroll, S.B., Doebley, J. (2010). Introduction to Genetic Analysis. W. H. Freeman and Co., U.S.A. 10th edition.

SEMESTER-IV

Core Course IX: Plant Ecology and Phytogeography

(Credits: Theory-4, Practical-2)

THEORY (Lectures: 60)

Unit 1: Introduction (4 lectures)

Basic concepts; Levels of organization. Inter-relationships between the living world and the environment, the components and dynamism, homeostasis.

Unit 2: Soil (8 lectures)

Importance; Origin; Formation; Composition; Physical; Chemical and Biological components; Soil profile; Role of climate in soil development.

Unit 3: Water (4 lectures)

Importance: States of water in the environment; Atmospheric moisture; Precipitation types (rain, fog, snow, hail, dew); Hydrological Cycle; Water in soil; Water table.

Unit 4: Light, temperature, wind and fire Variations; adaptations of plants to their variation. (6 lectures)

Unit 5: Biotic interactions (2 lectures)

Trophic organization, basic source of energy, autotrophy, heterotrophy; symbiosis, commensalism, parasitism; food chains and webs; ecological pyramids; biomass, standing crop.

Unit 6: Population ecology

Characteristics and Dynamics .Ecological Speciation (4 lectures)

Unit 7: Plant communities (8 lectures)

Concept of ecological amplitude; Habitat and niche; Characters: analytical and synthetic; Ecotone and edge effect; Dynamics: succession – processes, types; climax concepts.

Unit 8: Ecosystems (4 lectures)

Structure; Processes; Trophic organisation; Food chains and Food webs; Ecological pyramids.

Unit 9: Functional aspects of ecosystem

Principles and models of energy flow; Production and productivity; Ecological Biogeochemical cycles; Cycling of Carbon, Nitrogen and Phosphorus efficiencies.(8 lectures)

Unit 10: Phytogeography (12 lectures)

Principles; Continental drift; Theory of tolerance; Endemism; Brief description of major terrestrial biomes (one each from tropical, temperate & tundra); Phytogeographical division of India; Local Vegetation.

Practical

1. Study of instruments used to measure microclimatic variables: Soil thermometer, maximum and minimum thermometer, anemometer, psychrometer/hygrometer, rain gauge and lux meter.
2. Determination of pH of various soil and water samples (pH meter, universal indicator/Lovibond comparator and pH paper)
3. Analysis for carbonates, chlorides, nitrates, sulphates, organic matter and base deficiency from two soil samples by rapid field tests.
4. Determination of organic matter of different soil samples by Walkley & Black rapid titration method.
5. Comparison of bulk density, porosity and rate of infiltration of water in soils of three habitats.
6. Determination of dissolved oxygen of water samples from polluted and unpolluted sources.
7. (a). Study of morphological adaptations of hydrophytes and xerophytes (four each).
(b). Study of biotic interactions of the following: Stem parasite (*Cuscuta*), Root parasite (*Orobancha*) Epiphytes, Predation (Insectivorous plants).
8. Determination of minimal quadrat size for the study of herbaceous vegetation in the college campus, by species area curve method (species to be listed).
9. Quantitative analysis of herbaceous vegetation in the college campus for frequency and comparison with Raunkiaer's frequency distribution law.
10. Quantitative analysis of herbaceous vegetation for density and abundance in the college campus.
11. Field visit to familiarise students with ecology of different sites.

Suggested Readings

1. Odum, E.P. (2005). Fundamentals of ecology. Cengage Learning India Pvt. Ltd., New Delhi. 5th edition.
2. Singh, J.S., Singh, S.P., Gupta, S. (2006). Ecology Environment and Resource Conservation. Anamaya Publications, New Delhi, India.
3. Sharma, P.D. (2010). Ecology and Environment. Rastogi Publications, Meerut, India. 8th edition.
4. Wilkinson, D.M. (2007). Fundamental Processes in Ecology: An Earth Systems Approach. Oxford University Press. U.S.A.
5. Kormondy, E.J. (1996). Concepts of ecology. PHI Learning Pvt. Ltd., Delhi, India. 4th edition.

SEMESTER-IV

Core Course X: Plant Systematics

(Credits: Theory-4, Practical-2)

THEORY (Lectures: 60)

Unit 1: Significance of Plant systematics (12 lectures)

Introduction to systematics; Plant identification, Classification, Nomenclature. Evidences from palynology, cytology, phytochemistry and molecular data. Field inventory; Functions of Herbarium; Important herbaria and botanical gardens of the world and India; Virtual herbarium; E-flora; Documentation: Flora, Monographs, Journals and keys.

Unit 2: Taxonomic hierarchy (6 lectures)

Concept of taxa (family, genus, species); Categories and taxonomic hierarchy; Species concept (taxonomic, biological, evolutionary).

Unit 3: Botanical nomenclature (10 lectures)

Principles and rules (ICN); Ranks and names; Typification, author citation, valid publication, rejection of names, principle of priority and its limitations; Names of hybrids.

Unit 4: Systems of classification (12 lectures)

Major contributions of Theophrastus, Bauhin, Linnaeus, Hutchinson, Takhtajan and Cronquist; Classification systems of Bentham and Hooker (upto series) and Engler and Prantl (upto series); Brief reference of Angiosperm Phylogeny Group (APG IV) classification.

Unit 5: Biometrics, numerical taxonomy and cladistics (10 lectures)

Characters; Variations; OTUs, character weighting and coding; Cluster analysis; Phenograms, cladograms (definitions and differences).

Unit 6: Phylogeny of Angiosperms (12 lectures)

Terms and concepts (primitive and advanced, homology and analogy, parallelism and convergence, monophyly, Paraphyly, polyphyly and clades). Origin and evolution of angiosperms; Methods of illustrating evolutionary relationship (phylogenetic tree, cladogram).

Practical

1. Study of vegetative and floral characters of the following families (Description, V.S. flower, section of ovary, floral diagram/s, floral formula/e and systematic position according to Bentham & Hooker's system of classification): (Subject to the availability of flower).

Ranunculaceae - *Ranunculus, Delphinium*

Brassicaceae - *Brassica, Alyssum / Iberis*

Myrtaceae	-	<i>Eucalyptus, Callistemon</i>
Umbelliferae	-	<i>Coriandrum /Anethum / Foeniculum</i>
Asteraceae	-	<i>Sonchus/Launaea, Vernonia/Ageratum, Eclipta/Tridax</i>
Solanaceae	-	<i>Solanum nigrum/Withania</i>
Lamiaceae	-	<i>Salvia/Ocimum</i>
Euphorbiaceae	-	<i>Euphorbia hirta/E.milii, Jatropha</i>
Liliaceae	-	<i>Asphodelus/Lilium/Allium</i>
Poaceae	-	<i>Triticum/Hordeum/Avena</i>

2. Field visit (local-one day).
3. Mounting of a properly dried and pressed specimen of any wild plant with herbarium label (to be submitted in the record book).

Suggested Readings

1. Singh, (2012). *Plant Systematics: Theory and Practice* Oxford & IBH Pvt. Ltd., New Delhi. 3rd edition.
2. Jeffrey, C. (1982). *An Introduction to Plant Taxonomy*. Cambridge University Press, Cambridge. Judd, W.S., Campbell, C.S., Kellogg, E.A., Stevens, P.F. (2002). *Plant Systematics- A Phylogenetic Approach*. Sinauer Associates Inc., U.S.A. 2nd edition.
3. Maheshwari, J.K. (1963). *Flora of Delhi*. CSIR, New Delhi.
4. Radford, A.E. (1986). *Fundamentals of Plant Systematics*. Harper and Row, New York.

SEMESTER-V

Core Course XI: Reproductive Biology of Angiosperms

(Credits: Theory-4, Practical-2)

THEORY (Lectures: 60)

Unit 1: Introduction.

(4 lectures)

History (contributions of G.B. Amici, W. Hofmeister, E. Strasburger, S.G. Nawaschin, P. Maheshwari, B.M. Johri, W.A. Jensen, J. Heslop-Harrison) and scope.

Unit 2: Reproductive development

(6 lectures)

Induction of flowering; flower as a modified determinate shoot. Flower development: genetic and molecular aspects.

Unit 3: Anther and pollen biology

(10 lectures)

Anther wall: Structure and functions, microsporogenesis, callose deposition and its significance. Microgametogenesis; Pollen wall structure, MGU (male germ unit) structure, NPC system; Palynology and scope (a brief account); Pollen wall proteins; Pollen viability, storage and germination; Abnormal features: Pseudomonads, polyads, massulae, pollinia.

Unit 4: Ovule

(10 lectures)

Structure; Types; Special structures—endothelium, obturator, aril, caruncle and hypostase; Female gametophyte— megasporogenesis (monosporic, bisporic and tetrasporic) and megagametogenesis (details of *Polygonum* type); Organization and ultrastructure of mature embryo sac.

Unit 4: Pollination and fertilization

(6 lectures)

Pollination types and significance; adaptations; structure of stigma and style; path of pollen tube in pistil; double fertilization.

Unit 5: Self incompatibility

(10 lectures)

Basic concepts (interspecific, intraspecific, homomorphic, heteromorphic, GSI and SSI); Methods to overcome self- incompatibility: mixed pollination, bud pollination, stub pollination; Intra-ovarian and *in vitro* pollination; Modification of stigma surface, parasexual hybridization; Cybrids, *in vitro* fertilization.

Unit 6: Embryo, Endosperm and Seed

(10 lectures)

Structure and types; General pattern of development of dicot and monocot embryo and endosperm; Suspensor: structure and functions; Embryo-endosperm relationship; Nutrition of embryo; Unusual features; Embryo development in *Paeonia*. Seed structure, importance and dispersal mechanisms

Units 7: Polyembryony and apomixis

(6 lectures)

Introduction; Classification; Causes and applications.

Practical

1. Anther: Wall and its ontogeny; Tapetum (amoeboid and glandular); MMC, spore tetrads, uninucleate, bicelled and dehisced anther stages through slides/micrographs, male germ unit (MGU) through photographs and schematic representation.
3. Pollen grains: Fresh and acetolyzed showing ornamentation and aperture, psuedomonads, polyads, pollinia (slides/photographs, fresh material), ultrastructure of pollen wall(micrograph); Pollen viability: Tetrazolium test.germination: Calculation of percentage germination in different media using hanging drop method.
4. Ovule: Types-anatropous, orthotropous, amphitropous/campylotropous, circinotropous, unitegmic, bitegmic; Tenuinucellate and crassinucellate; Special structures: Endothelium, obturator, hypostase, caruncle and aril (permanent slides/specimens/photographs).
5. Female gametophyte through permanent slides/ photographs: Types, ultrastructure of mature egg apparatus.
6. Intra-ovarian pollination; Test tube pollination through photographs.
7. Endosperm: Dissections of developing seeds for endosperm with free-nuclear haustoria.
8. Embryogenesis: Study of development of dicot embryo through permanent slides; dissection of developing seeds for embryos at various developmental stages; Study of suspensor through electron micrographs.

Suggested Readings

1. Bhojwani, S.S. and Bhatnagar, S.P. (2011). The Embryology of Angiosperms, Vikas Publishing House. Delhi. 5th edition.
2. Shivanna, K.R. (2003). Pollen Biology and Biotechnology. Oxford and IBH Publishing Co. Pvt. Ltd. Delhi.
3. Raghavan, V. (2000). Developmental Biology of Flowering plants, Springer, Netherlands.
4. Johri, B.M. I (1984). Embryology of Angiosperms, Springer-Verlag, Netherlands.

SEMESTER-V

Core Course XII: Plant Physiology

(Credits: Theory-4, Practical-2)

THEORY (Lectures: 60)

Unit 1: Plant-water relations (10 lectures)

Water Potential and its components, water absorption by roots, aquaporins, pathway of water movement, symplast, apoplast, transmembrane pathways, root pressure, guttation. Ascent of sap- cohesion-tension theory. Transpiration and factors affecting transpiration, antitranspirants, mechanism of stomatal movement.

Unit 2: Mineral nutrition (8 lectures)

Essential and beneficial elements, macro and micronutrients, methods of study and use of nutrient solutions, criteria for essentiality, mineral deficiency symptoms, roles of essential elements, chelating agents.

Unit 3: Nutrient Uptake (8 lectures)

Soil as a nutrient reservoir, transport of ions across cell membrane, passive absorption, electrochemical gradient, facilitated diffusion, active absorption, role of ATP, carrier systems, proton ATPase pump and ion flux, uniport, co-transport, symport, antiport.

Unit 4: Translocation in the phloem (8 lectures)

Experimental evidence in support of phloem as the site of sugar translocation. Pressure-Flow Model; Phloem loading and unloading; Source-sink relationship.

Unit 5: Plant growth regulators (14 lectures)

Discovery, chemical nature (basic structure), bioassay and physiological roles of Auxin, Gibberellins, Cytokinin, Abscisic acid, Ethylene, Brassinosteroids and Jasmonic acid.

Unit 6: Physiology of flowering (6 lectures) Photoperiodism, flowering stimulus, florigen concept, vernalization, seed dormancy.

Unit 7: Phytochrome, cryptochromes and phototropins (6 lectures)

Discovery, chemical nature, role in photomorphogenesis, low energy responses (LER) and high irradiance responses (HIR), mode of action.

Practical

1. Determination of osmotic potential of plant cell sap by plasmolytic method.
2. Determination of water potential of given tissue (potato tuber) by weight method.
3. Study of the effect of wind velocity and light on the rate of transpiration in excised twig/leaf.
4. Calculation of stomatal index and stomatal frequency from the two surfaces of leaves of a mesophyte and xerophyte.

5. To calculate the area of an open stoma and percentage of leaf area open through stomata in a mesophyte and xerophyte (both surfaces).
6. To study the phenomenon of seed germination (effect of light).
7. To study the effect of different concentrations of IAA on *Avena* coleoptile elongation (IAA Bioassay).
8. To study the induction of amylase activity in germinating barley grains.

Demonstration experiments

1. To demonstrate suction due to transpiration.
2. Fruit ripening/Rooting from cuttings (Demonstration).
3. Bolting experiment/*Avena* coleoptile bioassay (demonstration).

Suggested Readings

1. Hopkins, W.G. and Huner, A. (2008). Introduction to Plant Physiology. John Wiley and Sons. U.S.A. 4th edition.
2. Taiz, L., Zeiger, E., Møller, I.M. and Murphy, A (2015). Plant Physiology and Development. Sinauer Associates Inc. USA. 6th edition.

SEMESTER-VI

Core Course XIII: Plant Metabolism

(Credits: Theory-4, Practical-2)

THEORY (Lectures: 60)

Unit 1: Concept of metabolism

(6 lectures)

Introduction, anabolic and catabolic pathways, regulation of metabolism, role of regulatory enzymes (allosteric, covalent modulation and Isozymes).

Unit 2: Carbon assimilation

(14 lectures)

Historical background, photosynthetic pigments, role of photosynthetic pigments (chlorophylls and accessory pigments), antenna molecules and reaction centres, photochemical reactions,

photosynthetic electron transport, PSI, PSII, Q cycle, CO₂ reduction, photorespiration, C₄ pathways; Crassulacean acid metabolism; Factors affecting CO₂ reduction.

Unit 3: Carbohydrate metabolism.

(2 lectures)

Synthesis and catabolism of sucrose and starch

Unit 4: Carbon Oxidation

(10 lectures)

Glycolysis, fate of pyruvate, regulation of glycolysis, oxidative pentose phosphate pathway, oxidative decarboxylation of pyruvate, regulation of PDH, NADH shuttle; TCA cycle, amphibolic role, anaplerotic reactions, regulation of the cycle, mitochondrial electron transport, oxidative phosphorylation, cyanide-resistant respiration, factors affecting respiration.

Unit 5: ATP-Synthesis

(8 lectures)

Mechanism of ATP synthesis, substrate level phosphorylation, chemiosmotic mechanism (oxidative and photophosphorylation), ATP synthase, Boyers conformational model, Racker's experiment, Jagendorf's experiment; role of uncouplers.

Unit 6: Lipid metabolism

(8 lectures)

Synthesis and breakdown of triglycerides, β -oxidation, glyoxylate cycle, gluconeogenesis and its role in mobilisation of lipids during seed germination, α oxidation.

Unit 7: Nitrogen metabolism

(8 lectures)

Nitrate assimilation, biological nitrogen fixation (examples of legumes and non-legumes); Physiology and biochemistry of nitrogen fixation; Ammonia assimilation and transamination.

Unit 8: Mechanisms of signal transduction

(4 lectures)

Receptor-ligand interactions; Second messenger concept, Calcium calmodulin, MAP kinase cascade.

Practical

1. Chemical separation of photosynthetic pigments.
2. Experimental demonstration of Hill's reaction.
3. To study the effect of light intensity on the rate of photosynthesis.
4. Effect of carbon dioxide on the rate of photosynthesis.
5. To compare the rate of respiration in different parts of a plant.
6. To demonstrate activity of Nitrate reductase in germinating leaves of different plant sources.
7. To study the activity of lipases in germinating oilseeds and demonstrate mobilization of lipids during germination.
8. Demonstration of fluorescence by isolated chlorophyll pigments.
9. Demonstration of absorption spectrum of photosynthetic pigments.

Suggested Readings

1. Hopkins, W.G. and Huner, A. (2008). Introduction to Plant Physiology. John Wiley and Sons. U.S.A. 4th edition.
2. Taiz, L., Zeiger, E., Møller, I.M. and Murphy, A (2015). Plant Physiology and Development. Sinauer Associates Inc. USA. 6th edition.
3. Harborne, J.B. (1973). Phytochemical Methods. John Wiley & Sons. New York.

SEMESTER-VI

Core Course XIV: Plant Biotechnology

(Credits: Theory-4, Practical-2)

THEORY (Lectures: 60)

Unit 1: Plant Tissue Culture

(16 lectures)

Historical perspective; Composition of media; Nutrient and hormone requirements (role of vitamins and hormones); Totipotency; Organogenesis; Embryogenesis (somatic and zygotic); Protoplast isolation, culture and fusion; Tissue culture applications (micropropagation, androgenesis, virus elimination, secondary metabolite production, haploids, triploids and hybrids; Cryopreservation; Germplasm Conservation).

Unit 2: Recombinant DNA technology

(12 lectures)

Restriction Endonucleases (History, Types I-IV, biological role and application); Restriction Mapping (Linear and Circular); Cloning Vectors: Prokaryotic (pUC 18 and pUC19, pBR322, Ti plasmid, BAC); Lambda phage, M13 phagemid, Cosmid, Shuttle vector; Eukaryotic Vectors (YAC).

Unit 3: Gene Cloning

(10 lectures)

Recombinant DNA, Bacterial Transformation and selection of recombinant clones, PCR-mediated gene cloning; Gene Construct; construction of genomic and cDNA libraries, screening DNA libraries to obtain gene of interest by genetic selection; complementation, colony hybridization; PCR

Unit 4: Methods of gene transfer

(8 lectures)

Agrobacterium-mediated, Direct gene transfer by Electroporation, Microinjection, Microprojectile bombardment; Selection of transgenics– selectable marker and reporter genes (Luciferase, GUS, GFP).

Unit 5: Applications of Biotechnology

(14 lectures)

Pest resistant (Bt-cotton); herbicide resistant plants (RoundUp Ready soybean); Transgenic crops with improved quality traits (Flavr Savr tomato, Golden rice); Improved horticultural varieties (Moondust carnations); Role of transgenics in bioremediation (Superbug); edible vaccines; Industrial enzymes (Aspergillase, Protease, Lipase); Genetically Engineered Products–Human Growth Hormone; Humulin; Biosafety concerns.

Practical

1. (a) Preparation of MS medium.
- (b) Demonstration of *in vitro* sterilization and inoculation methods using leaf and nodal explants of available plants.
2. Study of anther, embryo and endosperm culture, micropropagation, somatic embryogenesis & artificial seeds through photographs.
3. Isolation of protoplasts.
4. Construction of restriction map of circular and linear DNA from the data provided.
5. Study of methods of gene transfer through photographs: *Agrobacterium*-mediated, direct gene transfer by electroporation, microinjection, microprojectile bombardment.
6. Study of steps of genetic engineering for production of Bt cotton, Golden rice, Flavr Savr tomato through photographs.
7. Demonstration of the Isolation of plasmid DNA.
8. Demonstration of the Restriction digestion and gel electrophoresis of plasmid DNA.

Suggested Readings

1. Bhojwani, S.S. and Razdan, M.K., (1996). Plant Tissue Culture: Theory and Practice. Elsevier Science Amsterdam. The Netherlands.
2. Glick, B.R., Pasternak, J.J. (2003). Molecular Biotechnology- Principles and Applications of recombinant DNA. ASM Press, Washington.
3. Bhojwani, S.S. and Bhatnagar, S.P. (2011). The Embryology of Angiosperms. Vikas Publication House Pvt. Ltd., New Delhi. 5th edition.
4. Snustad, D.P. and Simmons, M.J. (2010). Principles of Genetics. John Wiley and Sons, U.K. 5th edition.
5. Stewart, C.N. Jr. (2008). Plant Biotechnology & Genetics: Principles, Techniques and Applications. John Wiley & Sons Inc. U.S.A.

GENERIC ELECTIVE

GENERIC ELECTIVE

Biodiversity (Microbes, Algae, Fungi and Archegoniate)

(Credits: Theory-4, Practical-2)

THEORY (Lectures: 60)

Unit 1: Microbes

(10 lectures)

Viruses – Discovery, general structure, replication (general account), DNA virus (T-phage); Lytic and lysogenic cycle, RNA virus (TMV); Economic importance; Bacteria – Discovery, General characteristics and cell structure; Reproduction – vegetative, asexual and recombination (conjugation, transformation and transduction); Economic importance.

Unit 2: Algae

(12 lectures)

General characteristics; Ecology and distribution; Range of thallus organization and reproduction; Classification of algae; Morphology and life-cycles of the following: *Nostoc*, *Chlamydomonas*, *Oedogonium*, *Vaucheria*, *Fucus*, *Polysiphonia*. Economic importance of algae.

Unit 3: Fungi

(12 lectures)

Introduction- General characteristics, ecology and significance, range of thallus organization, cell wall composition, nutrition, reproduction and classification; True Fungi- General characteristics, ecology and significance, life cycle of *Rhizopus* (Zygomycota) *Penicillium* *Alternaria* (Ascomycota), *Puccinia*, *Agaricus* (Basidiomycota); Symbiotic Associations- Lichens: General account, reproduction and significance; Mycorrhiza: ectomycorrhiza and endomycorrhiza and their significance

Unit 4: Introduction to Archegoniate

(2 lectures)

Unifying features of archegoniates, Transition to land habit, Alternation of generations.

Unit 5: Bryophytes

(10 lectures)

General characteristics, adaptations to land habit, Classification, Range of thallus organization. Classification (up to family), morphology, anatomy and reproduction of *Marchantia* and *Funaria*. (Developmental details not to be included). Ecology and economic importance of bryophytes with special mention of *Sphagnum*.

Unit 6: Pteridophytes

(8 lectures)

General characteristics, classification, Early land plants (*Cooksonia* and *Rhynia*). Classification (up to family), morphology, anatomy and reproduction of *Selaginella*, *Equisetum* and *Pteris*. (Developmental details not to be included). Heterospory and seed habit, stellar evolution. Ecological and economical importance of Pteridophytes.

Unit 7: Gymnosperms

(6 lectures)

General characteristics; Classification (up to family), morphology, anatomy and reproduction of *Cycas* and *Pinus* (Developmental details not to be included). Ecological and economical importance.

Practical

1. EMs/Models of viruses – T-Phage and TMV, Line drawing/Photograph of Lytic and Lysogenic Cycle.
2. Types of Bacteria from temporary/permanent slides/photographs; EM bacterium; Binary Fission; Conjugation; Structure of root nodule.
3. Gram staining
4. Study of vegetative and reproductive structures of *Nostoc*, *Chlamydomonas* (electron micrographs), *Oedogonium*, *Vaucheria*, *Fucus** and *Polysiphonia* through temporary preparations and permanent slides. (* *Fucus* - Specimen and permanent slides)
5. *Rhizopus* and *Penicillium*: Asexual stage from temporary mounts and sexual structuresthrough permanent slides.
6. *Alternaria*: Specimens/photographs and tease mounts.
7. *Puccinia*: Herbarium specimens of Black Stem Rust of Wheat and infected Barberryleaves; section/tease mounts of spores on Wheat and permanent slides of both the hosts.
8. *Agaricus*: Specimens of button stage and full grown mushroom; Sectioning of gills of *Agaricus*.
9. Lichens: Study of growth forms of lichens (crustose, foliose and fruticose)
10. Mycorrhiza: ecto mycorrhiza and endo mycorrhiza (Photographs)
11. *Marchantia*- morphology of thallus, w.m. rhizoids and scales, v.s. thallus throughgemma cup, w.m. gemmae (all temporary slides), v.s. antheridiophore, archegoniophore, l.s. sporophyte (all permanent slides).
12. *Funaria*- morphology, w.m. leaf, rhizoids, operculum, peristome, annulus, spores(temporary slides); permanent slides showing antheridial and archegonial heads, l.s. capsule and protonema.
13. *Selaginella*- morphology, w.m. leaf with ligule, t.s. stem, w.m. strobilus, w.m.microsporophyll and megasporophyll (temporary slides), l.s. strobilus (permanent slide).
14. *Equisetum*- morphology, t.s. internode, l.s. strobilus, t.s. strobilus, w.m. sporangiophore,w.m. spores (wet and dry)(temporary slides); t.s rhizome (permanent slide).
15. *Pteris*- morphology, t.s. rachis, v.s. sporophyll, w.m. sporangium, w.m. spores(temporary slides), t.s. rhizome, w.m. prothallus with sex organs and young sporophyte (permanent slide).
20. *Cycas*- morphology (coralloid roots, bulbil, leaf), t.s. coralloid root, t.s. rachis, v.s. leaflet,v.s. microsporophyll, w.m. spores (temporary slides), l.s. ovule, t.s. root (permanent slide).
21. *Pinus*- morphology (long and dwarf shoots, w.m. dwarf shoot, male and female), w.m.dwarf shoot, t.s. needle, t.s. stem, , l.s./t.s. male cone, w.m. microsporophyll, w.m. microspores (temporary slides), l.s. female cone, t.l.s. &r.l.s. stem (permanent slide).

Suggested Readings

1. Kumar, H.D. (1999). Introductory Phycology. Affiliated East-West. Press Pvt. Ltd. Delhi. 2nd edition.
2. Tortora, G.J., Funke, B.R., Case, C.L. (2010). Microbiology: An Introduction, Pearson Benjamin Cummings, U.S.A. 10th edition.

3. Sethi, I.K. and Walia, S.K. (2011). Text book of Fungi & Their Allies, MacMillan Publishers Pvt. Ltd., Delhi.
4. Alexopoulos, C.J., Mims, C.W., Blackwell, M. (1996). Introductory Mycology, John Wiley and Sons (Asia), Singapore. 4th edition.
5. Raven, P.H., Johnson, G.B., Losos, J.B., Singer, S.R., (2005). Biology. Tata McGraw Hill, Delhi, India.
6. Vashishta, P.C., Sinha, A.K., Kumar, A., (2010). Pteridophyta, S. Chand. Delhi, India.
7. Bhatnagar, S.P. and Moitra, A. (1996). Gymnosperms. New Age International (P) Ltd Publishers, New Delhi, India.
8. Parihar, N.S. (1991). An introduction to Embryophyta. Vol. I. Bryophyta. Central Book Depot, Allahabad.

GENERIC ELECTIVE

Plant Physiology and Metabolism

(Credits: Theory-4, Practical-2)

THEORY (Lectures: 60)

Unit 1: Plant-water relations

(8 lectures)

Importance of water, water potential and its components; Transpiration and its significance; Factors affecting transpiration; Root pressure and guttation.

Unit 2: Mineral nutrition

(8 lectures)

Essential elements, macro and micronutrients; Criteria of essentiality of elements; Role of essential elements; Transport of ions across cell membrane, active and passive transport, carriers, channels and pumps.

Unit 3: Translocation in phloem.

(6 lectures)

Composition of phloem sap, girdling experiment; Pressure flow model; Phloem loading and unloading

Unit 4: Photosynthesis

(12 lectures)

Photosynthetic Pigments (Chl a, b, xanthophylls, carotene); Photosystem I and II, reaction center, antenna molecules; Electron transport and mechanism of ATP synthesis; C₃, C₄ and CAM pathways of carbon fixation; Photorespiration.

Unit 5: Respiration

(6 lectures)

Glycolysis, anaerobic respiration, TCA cycle; Oxidative phosphorylation, Glyoxylate, Oxidative Pentose Phosphate Pathway.

Unit 6: Enzymes

(4 lectures)

Structure and properties; Mechanism of enzyme catalysis and enzyme inhibition.

Unit 7: Nitrogen metabolism

(4 lectures)

Biological nitrogen fixation; Nitrate and ammonia assimilation.

Unit 8: Plant growth regulators

(6 lectures)

Discovery and physiological roles of auxins, gibberellins, cytokinins, ABA, ethylene.

Unit 9: Plant response to light and temperature

(6 lectures)

Photoperiodism (SDP, LDP, Day neutral plants); Phytochrome (discovery and structure), red and far red light responses on photomorphogenesis; Vernalization.

Practical

Determination of osmotic potential of plant cell sap by plasmolytic method.

To study the effect of two environmental factors (light and wind) on transpiration by excised twig.

Calculation of stomatal index and stomatal frequency of a mesophyte and a xerophyte.

4. Demonstration of Hill reaction.
5. Demonstrate the activity of catalase and study the effect of pH and enzyme concentration.
6. To study the effect of light intensity and bicarbonate concentration on O₂ evolution in photosynthesis.
7. Comparison of the rate of respiration in any two parts of a plant.
8. Separation of amino acids by paper chromatography.

Demonstration experiments (any four)

1. Bolting.
2. Effect of auxins on rooting.
3. Suction due to transpiration.
4. R.Q.
5. Respiration in roots.

Suggested Readings

1. Taiz, L., Zeiger, E., Møller, I.M. and Murphy, A (2015). Plant Physiology and Development. Sinauer Associates Inc. USA. 6th edition.
2. Hopkins, W.G., Huner, N.P., (2009). Introduction to Plant Physiology. John Wiley & Sons, U.S.A. 4th Edition.
3. Bajracharya, D., (1999). Experiments in Plant Physiology- A Laboratory Manual. Narosa Publishing House, New Delhi.

GENERIC ELECTIVE

Economic Botany and Plant Biotechnology

(Credits: Theory-4, Practical-2)

THEORY (Lectures: 60)

Unit 1: Origin of Cultivated Plants (4 lectures)

Concept of centres of origin, their importance with reference to Vavilov's work.

Unit 2: Cereals (4 lectures)

Wheat -Origin, morphology, uses

Unit 3: Legumes (6 lectures)

General account with special reference to Gram and soybean

Unit 4: Spices (6 lectures)

General account with special reference to clove and black pepper (Botanical name, family, part used, morphology and uses)

Unit 5: Beverages (4 lectures)

Tea (morphology, processing, uses)

Unit 6: Oils and Fats (4 lectures)

General description with special reference to groundnut

Unit 7: Fibre Yielding Plants (4 lectures)

General description with special reference to Cotton (Botanical name, family, part used, morphology and uses)

Unit 8: Introduction to biotechnology (2 lecture)

Unit 9: Plant tissue culture (8 lectures)

Micropropagation ; haploid production through androgenesis and gynogenesis; brief account of embryo and endosperm culture with their applications

Unit 10: Recombinant DNA Techniques (18 Lecture)

Blotting techniques: Northern, Southern and Western Blotting, DNA Fingerprinting, Molecular DNA markers i.e. RAPD, RFLP, SNPs; DNA sequencing, PCR and Reverse Transcriptase-PCR. Hybridoma and monoclonal antibodies, ELISA and Immunodetection. Molecular diagnosis of human disease, Human gene Therapy

Practical

1. Study of economically important plants : Wheat, Gram, Soybean, Black pepper, Clove Tea, Cotton, Groundnut through specimens, sections and microchemical tests
2. Familiarization with basic equipments in tissue culture.
3. Study through photographs: Anther culture, somatic embryogenesis, endosperm and embryo culture; micropropagation.
4. Study of molecular techniques: PCR, Blotting techniques, AGE and PAGE.

Suggested Readings

1. Kochhar, S.L. (2011). Economic Botany in the Tropics, MacMillan Publishers India Ltd., New Delhi. 4th edition.
2. Bhojwani, S.S. and Razdan, M.K., (1996). Plant Tissue Culture: Theory and Practice. Elsevier Science Amsterdam. The Netherlands.
3. Glick, B.R., Pasternak, J.J. (2003). Molecular Biotechnology- Principles and Applications of recombinant DNA. ASM Press, Washington.

GENERIC ELECTIVE

Environmental Technology

(Credits: Theory-4, Practical-2)

THEORY (Lectures: 60)

Unit 1:Environment (4 lectures)

Basic concepts and issues, global environmental problems - ozone depletion, UV-B, greenhouse effect and acid rain due to anthropogenic activities, their impact and biotechnological approaches for management.

Unit 2: Environmental problems (6 lectures)

Environmental pollution - types of pollution, sources of pollution, measurement of pollution, methods of measurement of pollution, fate of pollutants in the environment, Bioconcentration, bio/geomagnification.

Unit 3:Microbiology of waste water treatment (8 lectures)

Aerobic process - activated sludge, oxidation ponds, trickling filter, towers, rotating discs, rotating drums, oxidation ditch. Anaerobic process - anaerobic digestion, anaerobic filters, up-flow anaerobic sludge blanket reactors. Treatment schemes for waste waters of dairy, distillery, tannery, sugar and antibiotic industries.

Unit 4:Xenobiotic compounds (10 lectures)

Organic (chlorinated hydrocarbons, substituted simple aromatic compounds, polyaromatic hydrocarbons, pesticides, surfactants) and inorganic (metals, radionuclides, phosphates, nitrates). Bioremediation of xenobiotics in environment - ecological consideration, decay behavior and degradative plasmids, molecular techniques in bioremediation.

Unit 5:Role of immobilized cells/enzymes in treatment of toxic compounds

Biopesticides, bioreactors, bioleaching, biomining, biosensors, biotechniques for air pollution abatement and odour control.

(6 lectures)

Unit 6:Sustainable Development (8 lectures)

Economics and Environment: Economic growth, Gross National Productivity and the quality of life, Tragedy of Commons, Economics of Pollution control, Cost-benefit and cost effectiveness analysis, WTO and Environment, Corporate Social Responsibility, Environmental awareness and Education; Environmental Ethics.

Unit 7: International Legislations, Policies for Environmental Protection

Stockholm Conference (1972) and its declaration, WCED (1983) and Brundtland Report (1987), Rio Earth Summit-UNCED (1992) and its declaration, Montreal Protocol - 1987, Basel Convention (1989), Kyoto Protocol- 1997, Ramsar Convention 1971.

(6 lectures)

Unit 8: National Legislations, Policies for Pollution Management (6 lectures)

Salient features of Wild life protection act 1972, Water Pollution (Prevention and Control) Act-1974, Forest conservation act 1980, Air Pollution (Prevention and Control) Act-1981,

National Environmental Policy -2006, Central and State Pollution Control Boards: Constitution and power.

Unit 9: Public Participation for Environmental Protection (6 lectures)

Environmental movement and people's participation with special references to Gandhamardan, Chilika and Narmada Bachao Andolan, Chipko and Silent valley Movement; Women and Environmental Protection, Role of NGO in bringing environmental awareness and education in the society.

Practical

1. Water/Soil analysis - DO, salinity, pH, chloride, total hardness, alkalinity, acidity, nitrate, calcium, Magnesium and phosphorus.
2. Gravimetric analysis-Total solid, dissolved solid, suspended solid in an effluent
3. Microbial assessment of air (open plate and air sample) and water

Suggested Readings

1. Waste water engineering - treatment, disposal and reuse, Metcalf and Eddy Inc., Tata McGraw Hill, New Delhi.
2. Environmental Chemistry, AK. De, Wiley Eastern Ltd, New Delhi.
3. Introduction to Biodeterioration, D.Allsopp and K.J. Seal, ELBS / Edward Arnold.
4. Bioremediation, Baaker, KH and Herson D.S., 1994. Mc.GrawHill Inc, NewYork.
5. Industrial and Environmental Biotechnology - Nuzhat Ahmed, Fouad M. Qureshi and Obaid Y. Khan, 2006. Horizon Press.
6. Environmental Molecular Biology, Paul. A, Rochelle, 2001.Horizon Press.
7. Environmental Protection and Laws by Jadhav and Bhosale, V.M.Himalaya publ. House 13. Biodiversity Assessment and Conservation by PC Trivedi, Agrobios publ.

DISCIPLINE SPECIFIC ELECTIVE

DISCIPLINE SPECIFIC ELECTIVE

Analytical Techniques in Plant Sciences

(Credits: Theory-4, Practical-2)

THEORY (Lectures: 60)

Unit 1: Imaging and related techniques (15 lectures)

Principles of microscopy; Light microscopy; Fluorescence microscopy; Confocal microscopy; Use of fluorochromes: (a) Flow cytometry (FACS); (b) Applications of fluorescence microscopy: Chromosome banding, FISH, chromosome painting; Transmission and Scanning electron microscopy – sample preparation for electron microscopy, cryofixation, negative staining, shadow casting, freeze fracture, freeze etching.

Unit 2: Cell fractionation (8 lectures)

Centrifugation: Differential and density gradient centrifugation, sucrose density gradient, CsCl₂ gradient, analytical centrifugation, ultracentrifugation, marker enzymes.

Unit 3: Radioisotopes

Use in biological research, auto-radiography, pulse chase experiment. (4 lectures)

Unit 4: Spectrophotometry

Principle and its application in biological research. (4 lectures)

Unit 5: Chromatography (8 lectures)

Principle; Paper chromatography; Column chromatography, TLC, GLC, HPLC, Ion-exchange chromatography; Molecular sieve chromatography; Affinity chromatography.

Unit 6: Characterization of proteins and nucleic acids (6 lectures)

Mass spectrometry; X-ray diffraction; X-ray crystallography; Characterization of proteins and nucleic acids; Electrophoresis: AGE, PAGE, SDS-PAGE

Unit 7: Biostatistics (15 lectures)

Statistics, data, population, samples, parameters; Representation of Data: Tabular, Graphical; Measures of central tendency: Arithmetic mean, mode, median; Measures of dispersion: Range, mean deviation, variation, standard deviation; Chi-square test for goodness of fit.

Practical

1. Study of Blotting techniques: Southern, Northern and Western, DNA fingerprinting, DNA sequencing, PCR through photographs.
2. Demonstration of ELISA.
3. To separate nitrogenous bases by paper chromatography.
4. To separate sugars by thin layer chromatography.
5. Isolation of chloroplasts by differential centrifugation.
6. To separate chloroplast pigments by column chromatography.
7. To estimate protein concentration through Lowry's methods.
8. To separate proteins using PAGE.
9. To separation DNA (marker) using AGE.
10. Study of different microscopic techniques using photographs/micrographs (freeze fracture, freeze etching, negative staining, positive staining, fluorescence and FISH).
11. Preparation of permanent slides (double staining).

Suggested Readings

1. Plummer, D.T. (1996). An Introduction to Practical Biochemistry. Tata McGraw-Hill Publishing Co. Ltd. New Delhi. 3rd edition.
2. Ruzin, S.E. (1999). Plant Microtechnique and Microscopy, Oxford University Press, New York. U.S.A.
3. Ausubel, F., Brent, R., Kingston, R. E., Moore, D.D., Seidman, J.G., Smith, J.A., Struhl, K. (1995). Short Protocols in Molecular Biology. John Wiley & Sons. 3rd edition.
4. Zar, J.H. (2012). Biostatistical Analysis. Pearson Publication. U.S.A. 4th edition.

DISCIPLINE SPECIFIC ELECTIVE

Bioinformatics

(Credits: Theory-4, Practical-2)

THEORY (Lectures: 60)

Unit 1. Introduction to Bioinformatics (5 Lectures)

Introduction, Branches of Bioinformatics, Aim, Scope and Research areas of Bioinformatics.

Unit 2. Databases in Bioinformatics (5 Lectures)

Introduction, Biological Databases, Classification format of Biological Databases, Biological Database Retrieval System.

Unit 3. Biological Sequence Databases (25 Lectures)

National Center for Biotechnology Information (NCBI): Tools and Databases of NCBI, Database Retrieval Tool, Sequence Submission to NCBI, Basic local alignment search tool (BLAST), Nucleotide Database, Protein Database, Gene Expression Database. EMBL Nucleotide Sequence Database (EMBL-Bank): Introduction, Sequence Retrieval, Sequence Submission to EMBL, Sequence analysis tools. DNA Data Bank of Japan (DDBJ): Introduction, Resources at DDBJ, Data Submission at DDBJ.

Protein Information Resource (PIR): About PIR, Resources of PIR, Databases of PIR, Data Retrieval in PIR. Swiss-Prot: Introduction and Salient Features.

Unit 4. Sequence Alignments (10 Lectures)

Introduction, Concept of Alignment, Multiple Sequence Alignment (MSA), MSA by CLUSTALW, Scoring Matrices, Percent Accepted Mutation (PAM), Blocks of Amino Acid Substitution Matrix (BLOSUM).

Unit 5. Molecular Phylogeny (8 Lectures)

Methods of Phylogeny, Software for Phylogenetic Analyses, Consistency of Molecular Phylogenetic Prediction.

Unit 6. Applications of Bioinformatics (7 Lectures)

Structural Bioinformatics in Drug Discovery, Quantitative structure-activity relationship (QSAR) techniques in Drug Design, Microbial genome applications, Crop improvement

Practical

1. Nucleic acid and protein databases.
2. Sequence retrieval from databases.
3. Sequence alignment.
4. Sequence homology and Gene annotation.
5. Construction of phylogenetic tree.

Suggested Readings

1. Ghosh Z. and Bibekanand M. (2008) *Bioinformatics: Principles and Applications*. Oxford University Press.
2. Pevsner J. (2009) *Bioinformatics and Functional Genomics*. II Edition. Wiley-Blackwell.
3. Campbell A. M., Heyer L. J. (2006) *Discovering Genomics, Proteomics and Bioinformatics*. II Edition. Benjamin Cummings.

DISCIPLINE SPECIFIC ELECTIVE

Plant Breeding

(Credits: Theory-4, Practical-2)

THEORY (Lectures: 60)

Unit 1: Plant Breeding (10 lectures)

Introduction and objectives. Breeding systems: modes of reproduction in crop plants. Important achievements and undesirable consequences of plant breeding.

Unit 2: Methods of crop improvement (20 lectures)

Introduction: Centres of origin and domestication of crop plants, plant genetic resources; Acclimatization; Selection methods: For self pollinated, cross pollinated and vegetatively propagated plants; Hybridization: For self, cross and vegetatively propagated plants – Procedure, advantages and limitations.

Unit 3: Quantitative inheritance (10 lectures)

Concept, mechanism, examples of inheritance of Kernel colour in wheat, Skin colour in human beings. Monogenic vs polygenic Inheritance.

Unit 4: Inbreeding depression and heterosis (10 lectures)

History, genetic basis of inbreeding depression and heterosis; Applications.

Unit 5: Crop improvement and breeding (10 lectures)

Role of mutations; Polyploidy; Distant hybridization and role of biotechnology in crop improvement.

Practical

Based on the above paper

Suggested Readings

1. Singh, B.D. (2005). Plant Breeding: Principles and Methods. Kalyani Publishers. 7th edition.
2. Chaudhari, H.K. (1984). Elementary Principles of Plant Breeding. Oxford – IBH. 2nd edition.
3. Acquaah, G. (2007). Principles of Plant Genetics & Breeding. Blackwell Publishing.

DISCIPLINE SPECIFIC ELECTIVE

Natural Resource Management

(Credits: Theory-4, Practical-2)

THEORY (Lectures: 60)

Unit 1: Natural resources:

Definition and types. **(2 lectures)**

Unit 2: Sustainable utilization:

Concept, approaches (economic, ecological and socio-cultural). **(8 lectures)**

Unit 3: Land **(8 lectures)**

Utilization (agricultural, pastoral, horticultural, silvicultural); Soil degradation and management.

Unit 4: **(8 lectures)**

Water: Fresh water (rivers, lakes, groundwater, aquifers, watershed); Marine; Estuarine; Wetlands; Threats and management strategies.

Unit 5: **(12 lectures)**

Biological Resources: Biodiversity-definition and types; Significance; Threats; Management strategies; Bio-prospecting; IPR; CBD; National Biodiversity Action Plan).

Unit 6: **(6 lectures)**

Forests: Definition, Cover and its significance (with special reference to India); Major and minor forestproducts; Depletion; Management.

Unit 7: (6 lectures)Energy: Renewable and non-renewable sources of energy

Unit 8 **(8 lectures)**

Contemporary practices in resource management: EIA, GIS, Participatory Resource Appraisal, Ecological Footprint with emphasis on carbon footprint, Resource Accounting; Waste management.

Unit 9:

National and international efforts in resource management and conservation **(4 lectures)**

Practical

1. Estimation of solid waste generated by a domestic system (biodegradable and non-biodegradable) and its impact on land degradation.
2. Collection of data on forest cover of specific area.
3. Measurement of dominance of woody species by DBH (diameter at breast height) method.
4. Calculation and analysis of ecological footprint.
5. Ecological modeling.

Suggested Readings

1. Vasudevan, N. (2006). Essentials of Environmental Science. Narosa Publishing House, New Delhi.
2. Singh, J. S., Singh, S.P. and Gupta, S. (2006). Ecology, Environment and Resource Conservation. Anamaya Publications, New Delhi.
3. Rogers, P.P., Jalal, K.F. and Boyd, J.A. (2008). An Introduction to Sustainable Development. Prentice Hall of India Private Limited, New Delhi.

DISCIPLINE SPECIFIC ELECTIVE

Industrial and Environmental Microbiology

(Credits: Theory-4, Practical-2)

THEORY (Lectures: 60)

Unit 1: Scope of microbes in industry and environment (6 lectures)

Unit 2: Bioreactors/Fermenters and fermentation processes (12 lectures)

Solid-state and liquid-state (stationary and submerged) fermentations; Batch and continuous fermentations. Components of a typical bioreactor, Types of bioreactors-laboratory, pilotscale and production fermenters; Constantly stirred tank fermenter, tower fermenter, fixed bed and fluidized bed bioreactors and air-lift fermenter.

Unit 3: Microbial production of industrial products (12 lectures)

Microorganisms involved, media, fermentation conditions, downstream processing and uses; Filtration, centrifugation, cell disruption, solvent extraction, precipitation and ultrafiltration, lyophilization, spray drying; Hands on microbial fermentations for the production and estimation (qualitative and quantitative) of Enzyme: amylase or lipase activity, Organic acid (citric acid or glutamic acid), alcohol (Ethanol) and antibiotic (Penicillin)

Unit 4: Microbial enzymes of industrial interest and enzyme immobilization

(8 lectures)

Microorganisms for industrial applications and hands on screening microorganisms for casein hydrolysis; starch hydrolysis; cellulose hydrolysis. Methods of immobilization, advantages and applications of immobilization, large scale applications of immobilized enzymes (glucose isomerase and penicillin acylase).

Unit 5: Microbes and quality of environment (6 lectures)

Distribution of microbes in air; Isolation of microorganisms from soil, air and water.

Unit 6: Microbial flora of water. (8 lectures)

Water pollution, role of microbes in sewage and domestic waste water treatment systems. Determination of BOD, COD, TDS and TOC of water samples; Microorganisms as indicators of water quality, check coliform and fecal coliform in water samples.

Unit 7: Microbes in agriculture and remediation of contaminated soils. (8 lectures)

Biological fixation; Mycorrhizae; Bioremediation of contaminated soils. Isolation of root nodulating bacteria, arbuscular mycorrhizal colonization in plant roots.

Practical

1. Principles and functioning of instruments in microbiology laboratory
2. Hands on sterilization techniques and preparation of culture media.
3. A visit to any educational institute/ industry to see an industrial fermenter, and other downstream processing operations.

Suggested Readings

1. Pelzar, M.J. Jr., Chen E.C. S., Krieg, N.R. (2010). Microbiology: An application based approach. Tata McGraw Hill Education Pvt. Ltd., Delhi.
2. Tortora, G.J., Funke, B.R., Case. C.L. (2007). Microbiology. Pearson Benjamin Cummings, San Francisco, U.S.A. 9th edition.

DISCIPLINE SPECIFIC ELECTIVE

Biostatistics

(Credits: Theory-4, Practical-2)

THEORY (Lectures: 60)

Unit 1:Biostatistics

(12 lectures)

Definition - statistical methods - basic principles. Variables - measurements, functions, limitations and uses of statistics.

Unit 2:Collection of data primary and secondary

(12 lectures)

Types and methods of data collection procedures - merits and demerits. Classification - tabulation and presentation of data - sampling methods.

Unit 3:Measures of central tendency

(14 lectures)

Mean, median, mode, geometric mean - merits & demerits. Measures of dispersion - range, standard deviation, mean deviation, quartile deviation - merits and demerits; Co- efficient of variations.

Unit 4:Correlation

(12 lectures)

Types and methods of correlation, regression, simple regression equation, fitting prediction, similarities and dissimilarities of correlation and regression

Unit 5:Statistical inference

(10 lectures)

Hypothesis - simple hypothesis - student 't' test - chi square test.

Practical

1. Calculation of mean, standard deviation and standard error
2. Calculation of correlation coefficient values and finding out the probability
3. T-test and Chi square test for hypothesis testing

Suggested Readings

1. Biostatistic, Dannel, W.W., 1987.New York, John Wiley Sons.
2. An introduction to Biostatistics, 3rd edition, Sundarrao, P.S.S and Richards, J. Christian Medical College, Vellore
3. Statistical Analysis of epidemiological data, Selvin, S., 1991. New York University Press. 4. Statistics for Biology, Boston, Bishop, O.N. Houghton, Mifflin.
5. The Principles of scientific research, Freedman, P. New York, Pergamon Press.
6. Statistics for Biologists, Campbell, R.C., 1998.Cambridge University Press.

SKILL ENHANCEMENT COURSE

SKILL ENHANCEMENT COURSE

Biofertilizers

(Credits: Theory 2, Practical Training/ Field visit -2)

THEORY (Lectures: 30)

Unit 1: General account about the microbes used as biofertilizer – Rhizobium – isolation, identification, mass multiplication, carrier based inoculants, Actinorrhizal symbiosis.

(4 lectures)

Unit 2: *Azospirillum*: isolation and mass multiplication – carrier based inoculant, associative effect of different microorganisms. *Azotobacter*: classification, characteristics – crop response to *Azotobacter* inoculum, maintenance and mass multiplication.

(8 lectures)

Unit 3: Cyanobacteria (blue green algae), *Azolla* and *Anabaena azollae* association, nitrogen fixation, factors affecting growth, blue green algae and *Azolla* in rice cultivation.

(4 lectures)

Unit 4: Mycorrhizal association, types of mycorrhizal association, taxonomy, occurrence and distribution, phosphorus nutrition, growth and yield – colonization of VAM – isolation and inoculum production of VAM, and its influence on growth and yield of crop plants.

(8 lectures)

Unit 5: Organic farming – Green manuring and organic fertilizers, Recycling of biodegradable municipal, agricultural and Industrial wastes – biocompost making methods, types and method of vermicomposting – field Application.

(6 lectures)

Practical/ Training/Field visit

Based on Theory paper

Suggested Readings

1. Dubey, R.C., 2005 A Text book of Biotechnology S.Chand & Co, New Delhi.
2. Kumaresan, V. 2005, Biotechnology, Saras Publications, New Delhi.
3. John Jothi Prakash, E. 2004. Outlines of Plant Biotechnology. Emkay Publication, New Delhi.
4. Sathe, T.V. 2004 Vermiculture and Organic Farming. Daya publishers.
5. Subha Rao, N.S. 2000, Soil Microbiology, Oxford & IBH Publishers, New Delhi.
6. Vayas, S.C, Vayas, S. and Modi, H.A. 1998 Bio-fertilizers and organic Farming Akta Prakashan, Nadiad

SKILL ENHANCEMENT COURSE

Herbal Technology

(Credits: Theory 2, Practical Training/ Field visit -2)

THEORY (Lectures: 30)

Unit 1: Herbal medicines: history and scope - definition of medical terms - role of medicinal plants in Siddha systems of medicine; cultivation - harvesting - processing - storage - marketing and utilization of medicinal plants. **(6 Lectures)**

Unit 2: Pharmacognosy - systematic position and medicinal uses of the following herbs in curing various ailments; Tulsi, Ginger, Fenugreek, Indian Goose berry and Ashoka. **(6 Lectures)**

Unit 3: Phytochemistry - active principles and methods of their testing - identification and utilization of the medicinal herbs; *Catharanthus roseus* (cardiotonic), *Withania somnifera* (drugs acting on nervous system), *Clerodendron phlomoides* (anti-rheumatic) and *Centella asiatica* (memory booster). **(6 Lectures)**

Unit 4: Analytical pharmacognosy: Drug adulteration - types, methods of drug evaluation - Biological testing of herbal drugs - Phytochemical screening tests for secondary metabolites (alkaloids, flavonoids, steroids, triterpenoids, phenolic compounds) **(8 Lectures)**

Unit 5: Medicinal plant banks micro propagation of important species (*Withania somnifera*, neem and tulsi- Herbal foods-future of pharmacognosy) **(4 Lectures)**

Practical/ Training/Field visit

Based on Theory paper

Suggested Readings

1. Glossary of Indian medicinal plants, R.N.Chopra, S.L.Nayar and I.C.Chopra, 1956. C.S.I.R, New Delhi.
2. The indigenous drugs of India, Kanny, Lall, Dey and Raj Bahadur, 1984. International Book Distributors.
3. Herbal plants and Drugs Agnes Arber, 1999. Mangal Deep Publications.
4. Ayurvedic drugs and their plant source. V.V. Sivarajan and Balachandran Indra 1994. Oxford IBH publishing Co.
5. Ayurveda and Aromatherapy. Miller, Light and Miller, Bryan, 1998. Banarsidass, Delhi.
6. Principles of Ayurveda, Anne Green, 2000. Thomsons, London.
7. Pharmacognosy, Dr.C.K.Kokate et al. 1999. Nirali Prakashan.

SKILL ENHANCEMENT COURSE

Medicinal Botany

(Credits: Theory 2, Practical Training/ Field visit -2)

THEORY (Lectures: 30)

Unit 1:

History, Scope and Importance of Medicinal Plants. Indigenous Medicinal Sciences; Definition and Scope-Ayurveda: History, origin, panchamahabhutas, saptadhatu and tridosha concepts, Rasayana, plants used in ayurvedic treatments, Siddha: Origin of Siddha medicinal systems, Basis of Siddha system, plants used in Siddha medicine. Unani: History, concept: Umoor-e- tabiya, tumors treatments/ therapy, polyherbal formulations. **(10 Lectures)**

Unit 2:

Conservation of endangered and endemic medicinal plants. Definition: endemic and endangered medicinal plants, Red list criteria; In situ conservation: Biosphere reserves, sacred groves, National Parks; Ex situ conservation: Botanic Gardens, Ethnomedicinal plant Gardens. Propagation of Medicinal Plants: **(6 Lectures)**

Unit 3.

Objectives of the nursery, its classification, important components of a nursery, sowing, pricking, use of green house for nursery production, propagation through cuttings, layering, grafting and budding. **(4 Lectures)**

Unit 4:

Ethnobotany and Folk medicines. Definition; Ethnobotany in India: Methods to study ethnobotany; Applications of Ethnobotany: National interacts, Palaeo-ethnobotany. folk medicines of ethnobotany, ethnomedicine, ethnoecology, ethnic communities of India.

(6 Lectures)

Unit 5

Application of natural products to certain diseases- Jaundice, cardiac, infertility, diabetics, Blood pressure and skin diseases. **(4 Lectures)**

Practical/ Training/Field visit

Based on Theory paper

Suggested Readings

1. Trivedi P C, 2006. Medicinal Plants: Ethnobotanical Approach, Agrobios, India.
2. Purohit and Vyas, 2008. Medicinal Plant Cultivation: A Scientific Approach, 2nd edn. Agrobios, India.

SKILL ENHANCEMENT COURSE

Plant Diversity and Human Welfare

(Credits: Theory 2, Practical Training/ Field visit -2)

THEORY (Lectures: 30)

Unit 1:

Plant diversity and its scope- Genetic diversity, Species diversity, Plant diversity at the ecosystem level, Agrobiodiversity and cultivated plant taxa, wild taxa. Values and uses of Biodiversity: Ethical and aesthetic values, Precautionary principle, Methodologies for valuation, Uses of plants, Uses of microbes. **(8 lectures)**

Unit 2:

Loss of Biodiversity: Loss of genetic diversity, Loss of species diversity, Loss of ecosystem diversity, Loss of agrobiodiversity, Projected scenario for biodiversity loss,

Management of Plant Biodiversity: Organizations associated with biodiversity management-Methodology for execution-IUCN, UNEP, UNESCO, WWF, NBPGR; Biodiversity legislation and conservations, Biodiversity information management and communication. **(8 lectures)**

Unit 3:

Conservation of Biodiversity: Conservation of genetic diversity, species diversity and ecosystem diversity, *In situ* and *ex situ* conservation, Social approaches to conservation,

Biodiversity awareness programmes, Sustainable development. **(8 lectures)**

Unit 4:

Role of plants in relation to Human Welfare; a) Importance of forestry their utilization and commercial aspects b) Avenue trees, c) Ornamental plants of India. d) Alcoholic beverages through ages. Fruits and nuts: Important fruit crops their commercial importance. Wood and its uses. **(6 lectures)**

Practical/ Training/Field visit

Based on Theory paper

Suggested Readings

1. Krishnamurthy, K.V. (2004). An Advanced Text Book of Biodiversity - Principles and Practices. Oxford and IBH Publications Co. Pvt. Ltd. New Delhi

SKILL ENHANCEMENT COURSE

Mushroom Culture Technology

(Credits: Theory 2, Practical Training/ Field visit -2)

THEORY (Lectures: 30)

Unit 1: Introduction, history. Nutritional and medicinal value of edible mushrooms; Poisonous mushrooms. Types of edible mushrooms available in India - *Volvariella volvacea*, *Pleurotus citrinopileatus*, *Agaricus bisporus*. (5 Lectures)

Unit 2: Cultivation Technology : Infrastructure: substrates (locally available) Polythene bag, vessels, Inoculation hook, inoculation loop, low cost stove, sieves, culture rack, mushroom unit (Thatched house) water sprayer, tray, small polythene bag. Pure culture: Medium, sterilization, preparation of spawn, multiplication. Mushroom bed preparation - paddy straw, sugarcane trash, maize straw, banana leaves. Factors affecting the mushroom bed preparation - Low cost technology, Composting technology in mushroom production. (12 Lectures)

Unit 3: Storage and nutrition : Short-term storage (Refrigeration - upto 24 hours) Long term Storage (canning, pickels, papads), drying, storage in salt solutions. Nutrition - Proteins - amino acids, mineral elements nutrition - Carbohydrates, Crude fibre content - Vitamins. (8 Lectures)

Unit 4: Food Preparation : Types of foods prepared from mushroom. Research Centres - National level and Regional level. Cost benefit ratio - Marketing in India and abroad, Export Value. (5 lectures)

Practical/ Training/Field visit

Based on Theory paper

Suggested Readings

1. Marimuthu, T. Krishnamoorthy, A.S. Sivaprakasam, K. and Jayarajan. R (1991) Oyster Mushrooms, Department of Plant Pathology, Tamil Nadu Agricultural University, Coimbatore.
2. Swaminathan, M. (1990) Food and Nutrition. Bappco, The Bangalore Printing and Publishing Co. Ltd., No. 88, Mysore Road, Bangalore - 560018.
3. Tewari, Pankaj Kapoor, S.C., (1988). Mushroom cultivation, Mittal Publications, Delhi.
4. Nita Bahl (1984-1988) Hand book of Mushrooms, II Edition, Vol. I & Vol. II.

SKILL ENHANCEMENT COURSE

Intellectual Property Rights

(Credits: Theory 2, Practical Training/ Field visit -2)

THEORY (Lectures: 30)

Unit 1: (2 lectures)

Introduction to intellectual property right (IPR): Concept and kinds. Economic importance. IPR in India and world: Genesis and scope, some important examples. IPR and WTO (TRIPS, WIPO).

Unit 2 : (3 Lectures)

Patents: Objectives, Rights, Patent Act 1970 and its amendments. Procedure of obtaining patents, Working of patents. Infringement.

Unit 3: (3 Lectures)

Copyrights: Introduction, Works protected under copyright law, Rights, Transfer of Copyright, Infringement.

Unit 4: (3 Lectures)

Trademarks: Objectives, Types, Rights, Protection of goodwill, Infringement, Passing off, Defences, Domain name.

Unit 5: (3 Lectures)

Geographical Indications: Objectives, Justification, International Position, Multilateral Treaties, National Level, Indian Position.

Unit 6: (4 Lectures)

Protection of Traditional Knowledge: Objective, Concept of Traditional Knowledge, Holders, Issues concerning, Bio-Prospecting and Bio-Piracy, Alternative ways, Protectability, need for a Sui-Generis regime, Traditional Knowledge on the International Arena, at WTO, at National level, Traditional Knowledge Digital Library.

Unit 7: (2 Lectures)

Industrial Designs

Objectives, Rights, Assignments, Infringements, Defences of Design Infringement

Unit 8: (2 Lectures)

Protection of Plant Varieties: Plant Varieties Protection-Objectives, Justification, International Position, Plant varieties protection in India. Rights of farmers, Breeders and Researchers. National gene bank, Benefit sharing. Protection of Plant Varieties and Farmers' Rights Act, 2001.

Unit 9:**(4 Lectures)**

Information Technology Related Intellectual Property Rights: Computer Software and Intellectual Property, Database and Data Protection, Protection of Semi-conductor chips, Domain Name Protection

Unit 10:**(4 Lectures)**

Biotechnology and Intellectual Property Rights: Patenting Biotech Inventions: Objective, Applications, Concept of Novelty, Concept of inventive step, Microorganisms, Moral Issues in Patenting Biotechnological inventions.

Practical/ Training/Field visit

Based on Theory paper

Suggested Readings

1. N.S. Gopalakrishnan & T.G. Agitha, (2009) Principles of Intellectual Property Eastern Book Company, Lucknow.
2. Kerly's Law of Trade Marks and Trade Names (14th Edition) Thomson, Sweet & Maxweel.
3. Ajit Parulekar and Sarita D' Souza, (2006) Indian Patents Law - Legal & Business Implications; Macmillan India Ltd.
4. B.L.Wadehra (2000) Law Relating to Patents, Trade Marks, Copyright, Designs & Geographical Indications; Universal law Publishing Pvt. Ltd., India.
5. P. Narayanan (2010) Law of Copyright and Industrial Designs; Eastern law House, Delhi.