



### List of New Course(s) Introduced

Department : **Biotechnology**

Program Name : **Ph.D.**

Academic Year : **2018-2019**

### **List of New Course(s) Introduced**

Sr. No.	Course Code	Name of the Course
1.	103A	Advances in Animal Cell Culture Technology (Elective)
2.	103B	Advances in Cancer Biology (Elective)
3.	103C	Advances in immunology (Elective)
4.	103D	Microbial resources and Products (Elective)
5.	103E	Enzyme and fermentation technology (Elective)



## Minutes of Meetings (MoM) of Board of Studies (BoS)

**Academic Year : 2018-2019**

**School : School of Studies of Interdisciplinary Education and Research**

**Department : Biotechnology**

**Date and Time : 15-04-2019 - 12:00 Noon**

**Venue : Room of Head, Department of Biotechnology**

### MINUTES OF THE MEETING OF BOARD OF STUDIES IN BIOTECHNOLOGY

**GURU GHASIDAS VISHWAVIDYALAYA, BILASPUR, HELD ON 15/04/2018**

A Meeting of the Board of Studies in Biotechnology under School of Life Science was held on 15/04/2018 at 12:00 Noon under the chairmanship of Dr. Renu Bhatt, Head of Department of Biotechnology to discuss and approval of the syllabus of Pre Ph.D. course work in Biotechnology 2019.

The following members were present:

- |  |           |
|--|-----------|
| (i) Dr. Renu Bhatt, Head                       | Chairman  |
| (ii) Prof. B.N. Tiwary                         | Professor |
| (iii) Prof. K.K. Sahu                          | Expert    |
| (iv) Dr. Dhananjay Shukla, Assistant Professor | Member    |

At the very outset the Chairperson welcomed all the members and placed the draft prepared for the course structure and the scheme of examination of Pre Ph.D. course work, 2019 in biotechnology as per guidelines of the UGC adopted by university. The committee resolves that two paper 101 (Research methodology and scientific communication) and 102 (Analytical and separation techniques) are common to all students and paper III comprises of five optional paper, among which only one is to be opted by the students. The members after thorough deliberation approved the course structure and scheme of examination of Pre Ph.D. course work to be implemented for the academic session 2019.

The following new courses were introduced in the Syllabus of Ph.D. Course work:

Course Code	Course Name
103A	Advances in Animal Cell Culture Technology (Elective)
103B	Advances in Cancer Biology (Elective)
103C	Advances in immunology (Elective)

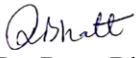
गुरु घासीदास विश्वविद्यालय  
(केन्द्रीय विश्वविद्यालय अधिनियम 2009 क्र. 25 के अंतर्गत स्थापित केन्द्रीय विश्वविद्यालय)  
कोनी, बिलासपुर - 495009 (छ.ग.)

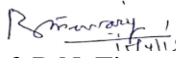


Guru Ghasidas Vishwavidyalaya  
(A Central University Established by the Central Universities Act 2009 No. 25 of 2009)  
Koni, Bilaspur - 495009 (C.G.)


103D	Microbial resources and Products (Elective)
103E	Enzyme and fermentation technology (Elective)

The meeting ended with a vote of thanks by the Chair.

  
Dr. Renu Bhatt  
Chairman

  
Prof. B.N. Tiwary  
Professor

  
Prof. K.K. Sahu  
Expert

  
Dr. Dhanajay Shukla  
Member

  
Signature & Seal of HoD

विभागाध्यक्ष, जैव प्रौद्योगिकी विभाग  
Head, Department of Biotechnology  
गुरु घासीदास विश्वविद्यालय, बिलासपुर (छ.ग.)  
Guru Ghasidas Vishwavidyalaya, Bilaspur (C.G.)



## Scheme and Syllabus

**Pre-PhD Syllabus**  
**Department of Biotechnology**  
**Guru Ghasidas Vishwavidyalaya, Bilaspur (C.G)**

Research scholars of Department of Biotechnology have to undergo a pre-Ph.D. course work of 3 papers to be completed in one semester (Six month). The Departmental Courses comprise of three theory papers, the paper I is research methodology and scientific communication, paper II comprises analytical and separation techniques. Paper III is optional in nature and comprise of five Elective papers and therefore student can select one paper based on his/her research interest area.

Code	Subject	End Semester Total Marks	Passing Marks (%) (As amended)	Credit
101	Research Methodology and Scientific Communication	100	55	4
102	Analytical and Separation Techniques	100	55	4
103	Elective paper (Student need to select only one as per their research interest)	100	55	4
103A	Advances in Animal cell culture Technology			
103B	Advances in Cancer Biology			
103C	Advances in Immunology			
103D	Microbial Resources and products			
103E	Enzyme and fermentation technology			
<b>Total</b>		<b>300</b>	<b>165</b>	<b>12</b>

The seminar will be mandatory but qualifying on the recommendation of the members of the DRC and approval of the chairman of DRC. The minimum passing marks in each papers will be 55%



Paper III Elective Paper

103A: Advances in animal Cell Culture Technology

Unit 1

Types of Tissue Culture. Types of Cell Culture-Primary and Secondary Cell Transformation  
Cryopreservation Contamination

Unit 2

Culture media, Base ingredients and nomenclature, Antibiotics, Fetal bovine serum, Sterility  
and storage.

Unit 3

Preparation of single cell suspension, Trypsinization of cells, subculture or passaging of  
cells, Cryopreservation, freezing and cell thawing.

Unit 4

Cell counting using a hemocytometer, cell viability assay, mtt colorimetric proliferation  
assay, crystal violet assay, Immunofluorescent staining, flow cytometry, Methods of Gene  
Transfer :Viral and Non-Viral Vectors

Unit 5

Stem Cells, Reprogramming of Somatic Cells to induced pluripotent Stem cells, Application  
of iPS technology to Regenerative Medicine, Tissue Engineering, 3D printing.

Suggested Readings

1. Basic Biotechnology - Colin Ratlidge and Bjorn Kristiansen, Cambridge University,  
Press,2006
2. Biotechnology and Biopharmaceuticals -- Rodney J.Y. Ho and Milo Gibaldi, Wiley-  
Liss2003
3. Culture of Animal Cells -- Ian Freshney Wiley-Liss2006
4. Microbial Biotechnology -- Alexander N Glazer and Hiroshi Nikaido, Cambridge  
University Press,2006

Rashmi  
15/4/19

Abhishat  
15/4/19

Romy  
15/4/19

Shrawan  
15/4/19



103B: Advances in Cancer Biology

Unit 1

Introduction to Cancer Biology Tumor suppressors and oncogenes. Cancer growth and metastasis. Hallmarks of Cancer. Epithelial to Mesenchymal Transition (EMT), Angiogenesis, Escape Strategies against Apoptosis/Cell death and Autophagy

Unit 2

Tumor Microenvironment, Stroma Interaction, Infiltrating Immune cells. Animal models for cancer growth and metastasis, Cancer stem cells.

Unit 3

Signaling mechanisms: Cancer growth and metastasis, Abnormal cell signaling for cancer growth, Reprogramming metabolism and rewiring signaling,

Unit 4

Therapeutic Intervention Success and failure of present therapies. Micro-RNA mediated cancer treatment and targeted drug delivery, Drug resistance. Molecular diagnosis and stem cell therapy.

Unit 5

In vitro tools of cancer biology: Tissue Culture, Primary and Secondary Cell Culture, Cell Transformation, Cryopreservation, iPSCs, Generation and Reprogramming of Somatic Cells. Applications of iPSC technology to Regenerative Medicine and cancer biology. Microscopic techniques including Fluorescence microscopy, Confocal microscopy and live cell imaging FACS analysis, Histology and histochemistry: Fixation and sectioning of tissue, embryos and cells. Immunohistochemistry, immunofluorescence, histochemical staining for characterization of cell type.

Suggested readings:

1. Basic Biotechnology - Colin Ratlidge and Bjorn Kristiansen. Cambridge University, Press,2006
2. Biotechnology and Biopharmaceuticals -- Rodney J.Y. Ho and Milo Gibaldi, Wiley-Liss2003
3. Culture of Animal Cells -- Ian Freshney Wiley-Liss2006
4. Microbial Biotechnology -- Alexander N Glazer and Hiroshi Nikaido, Cambridge University Press,2006

Dashar  
15/11/19

Abhatt  
15/11/19

Raj  
15/11/19

Sharma  
15/11/19



103C: Advances in Immunology

Unit - 1

Monoclonal Antibody and Antibody engineering, abzymes. Antigen-antibody interaction-based Assays (RIA, ELISA, Immuno-Microscopy, Immunohistochemistry, Immunoprecipitation and co-immunoprecipitation. Immunoblotting, ELISPOT, Flow-cytometer etc)

Unit - 2

Isolation and enrichment of specific immune cells, FACS for quantitative/qualitative analysis and sorting of different immune cell subsets, Cell functional assays- lymphoproliferation, Cell cytotoxicity, mixed lymphocyte reaction, methods for determination of cell deaths/apoptosis

Unit - 3

Immune response in infections, immunodeficiency; autoimmune diseases, Immunological tolerance Tumor Immunology.

Unit - 4

Manipulation of the immune response: Regulation of unwanted immune responses and immunomodulation against autoimmunity, Correction of immunodeficiency, transplantation rejections, cancer immune-therapy, Vaccination and vaccine design, Stem cell therapy; Immunoinformatics.

Unit - 5

Evaluation of immunomodulation and biological response modification, adoptive transfer of lymphocytes and HSCs: Transgenic mice and gene knockout by targeted disruption, Molecular diagnosis of immunological disorders.

Suggested Readings

1. Immunobiology: Kenneth Murphy
2. Cellular and Molecular Immunology: Abbas AK, Lichtman AH and Pillai S
3. Immunology: Kuby
4. Essential Immunology: Devlin and Roit
5. Zneway's Immunology
6. Fundamental Immunology: William Paul

Keshav  
15/4/19

Adhith  
15/4/19

Rohit  
15/4/19

Dhananjay  
15/4/19



103D: Microbial Resources and Products

Unit - 1

Microbial resources. Bacteria, Fungi and Viruses. Source of microorganism (Soil, Water and Air). Isolation, preservation and maintenance of industrial microorganisms.

Unit - 2

Microbial Identification: Morphological methods, Biochemical methods, Chemotaxonomy, Molecular taxonomy, Isoenzymes, ELISA and PCR based identification methods

Unit - 3

Bioprospecting, Major methods of bioprospecting, Screening of microorganisms for value added products and therapeutic molecules. Downstream processing: introduction, removal of microbial cells and solid matters, drying and crystallization

Unit - 4

Industrial production of chemicals: Antibiotics, Organic acids, Solvents, Polymers, Enzymes. Optimization of conditions for production, Scaleup of the process. Quality control parameters in Industry.

Unit - 5

Application of microorganism: Novel products, Biofuel cell, Biodegradation of xenobiotics and pollutants, Biotransformation of drugs and metabolites, biosensors.

Suggested Readings

1. General Microbiology: Sullia SB and Shantharam S
2. Microbial Biotechnology: Glaser AN and Nilaido H
3. Industrial Microbiology : Prescott & Dunn
4. A text of Industrial Microbiology: Crueger W and Crueger A
5. Principles of Fermentation Technology: Stanbury PF, Ehitaker H, Hall SJ
6. Industrial Biotechnology: SN Jogdan

Deshkar  
15/4/19

Abhatt  
15/4/19

Ronig  
15/4/19

Dhanraj  
15/4/19





103E: Enzyme and fermentation technology

Unit - 1

General introduction to Enzymes: nomenclature, EC numbers, and classification. Enzyme activity. Specific activity and turn over number, Marker enzymes. Enzyme Kinetics: Steady state, pre-steady state, equilibrium kinetics, Michaelis-Menten, Lineweaver-Burk Equations and plots. Different methods to calculate the  $K_m$  and  $V_{max}$  and their significance.

Unit - 2

Factor affecting enzyme activity and catalysis: pH, substrate and enzyme concentration, temperature, coenzyme and cofactors, Mechanism of bisubstrate and multi substrate reaction catalysis. Role of metal ions in enzyme catalysis. Enzyme inhibition and activators.

Unit - 3

Enzyme technology: Isolation and purification of enzymes, determination of molecular weight preparation of purification chart, limitations of microbial cells used as catalysts, Immobilization of enzymes, whole cell immobilization and their application, multi-enzyme reactors. Enzyme engineering: Design and construction of novel enzymes.

Unit - 4

Introduction to fermentation: Fermenter design, operation, measurement and control in fermentation. Aeration and agitation in fermentation, oxygen requirement, measurement of adsorption coefficients, Types of Bioreactors: Stirred tank, bubble columns, airlift bioreactors, submerged and solid state fermentation and immobilized cell reactors

Unit - 5

Upstream processing: methods for isolation of pure culture, measurement of microbial growth, nutritional and genetic parameters for over production of metabolites, Strain selection and improvement maintenance and preservation of pure culture. Design of production media, preparation of inoculum, alternative carbon and nitrogen sources, manipulation of environment and Sterilization techniques. Downstream processing - extraction, separation, concentration, recovery & purification operations of fermentation products.

Suggested Readings

1. Enzymes: Biochemistry, Biotechnology, Clinical Chemistry: Trevor Palmer and Philip Bonner.
2. Biochemistry: Jeremy M. Berg, Lubert Stryer, John L. Tymoczko, Gregory J. Gatto
3. Lehninger's Principles of Biochemistry by Nelson, Cox
4. Enzyme kinetics: Dixon W. B.
5. Fundamentals of Enzymology : Nicholas C. Price and Lewis Stevens
6. A text of Industrial Microbiology: Crueger W. & Crueger A.
7. Principles of Fermentation Technology: Stanbury P.F, Ehitaker H, Hall S.J

Vishwas  
15/11/19

Abhatt  
15/11/19

Ram  
15/11/19

Sharma  
15/11/19